

Goal 8: Nurture and Promote a Healthy, Sustainable Community

Presented by: Verónica R. Soto



Strategic Plan Update



April 29, 2015

Goal 8 Healthy, Sustainable Community



*Front Row, L to R: Bruce Parsons, Norma Corona, Verónica R. Soto, Espy Guillen
Back Row: Rudy Reyes, Olaf Brunjes, Larry Nichols & Nicole Ferrini
Not pictured: Ellen Smyth, Lauren Baldwin & Robert Resendes*



Goal 8 Team Members

- Community & Human Development
- Environmental Services
- Facilities and Fleet Maintenance
- Engineering & Construction Management
- Public Health
- Resilience + Sustainability
- City Attorney




Goal 8: Nurture and Promote a Healthy, Sustainable Community

FY 2015

Performance Update

- 9 Strategies
- 18 Actions
- 7 Key Performance Indicators



Current Year Results

- Completed three capital improvement projects, at a cost of \$788,689, to benefit low- and moderate-income persons.
- Through two senior volunteer programs, 609 seniors provided 88,383 hours of service at 123 sites throughout the city.
- 22 air monitoring stations throughout El Paso show zero (0) exceedances of ozone days.
- Purchased city fleet replacement vehicles with fuel economy guidelines to counteract fuel price fluctuations.



Current Year Results

- Reduced energy consumption for street lighting by retrofitting 66% of the total street light inventory to LED.
- Exceeded Energy Service Company (ESCO) cost avoidance guarantee by 8% at 4 year goal.
- Educated 7.5% of the population about current public health issues.
- Routine and follow up inspections of 2,500 food establishments completed, with a total of 3,190 per year expected, reached 78% of annual target in 6 months.



Current Year Results

- Surveyed 808 employees about healthy eating habits and their interest in a Farm-to-Work Program in Q2.
- Supported the development of two community gardens—Chamizal and Paisano Green Community.



Paisano Green
Community



Current Year Results

- Reduced operational costs by supporting the implementation of two cross-departmental sustainability programs.
- Provided information about resilient and sustainable lifestyle choices to 24,898 people, doubling from FY2014's 12,435 people reached by the same time.



Save energy and resources
when printing by:

1. Only printing necessary pages
2. Printing double-sided
3. Printing in B & W

Ahorre energía y recursos al
imprimir a través de:

1. Solamente imprime las páginas necesarias
2. Imprime por ambos lados
3. Imprime en blanco y negro



Goal 8 – Key Performance Indicators

| Key Performance Indicator | SP Link | 2013 Actual | 2014 Actual | Q2-15 | YTD | Target |
|---|---------|-------------|-------------|-------|------|--------|
| % citizens attending a health education encounter | 8.1.3 | 12.4% | 13.6% | 3.8% | 7.5% | 12% |
| # of housing opportunities provided | 8.2.1 | 87 | 156 | 170 | 199 | 220 |
| % capital projects integrating enhanced ADA compliance measures | 8.2.4 | NA | NA | 50% | 100% | 100% |



Goal 8 – Key Performance Indicators

| Key Performance Indicator | SP Link | 2013 Actual | 2014 Actual | Q2-15 | YTD | Target |
|---|---------|-------------|-------------|--------|--------|--------|
| # of ozone days exceeding standards | 8.5.1 | 0 | 0 | 0 | 0 | 0 |
| Increase citywide recycling rate | 8.6.3 | 15.6% | 16.3% | 17% | 17% | 25% |
| # of environmental violations by COEP | 8.7.1 | 0 | 1 | 0 | 0 | 0 |
| # of people reached about resilience & sustainability | 8.8.1 | 34,173 | 35,591 | 15,078 | 24,898 | 50,000 |



8.1 Deliver prevention, intervention, and mobilization services to promote a healthy, productive, and safe community

8.1.1 Provide emergency response to large scale communicable disease outbreaks

- ✓ Three of six contracts with targeted community groups executed.



| Measure | Q2-15 | YTD | Target |
|--|-------|-----|--------|
| Creation of emergency communicable disease surge-staffing plan | N/A | *0 | 100% |
| Establish and implement rapid procure procedure for supplies and materials for emergency communicable disease response | N/A | *0 | 100% |
| Execute targeted community groups/collaborative Memorandums of Understanding | 2 | 50% | 100% |

8.1 Deliver prevention, intervention, and mobilization services to promote a healthy, productive, and safe community

8.1.2 Reduce the incidence of transmittable diseases and environmental health risks

- ✓ YTD – 2,726 TB evaluations and 2,678 STD assessments.
- ✓ Increased number of “standardized” food inspectors and supervisors to five from zero for consistency in inspections.



| Measure* | Q2-15 | YTD | Target |
|--|-------|-----|--------|
| % of licensed fixed food establishment inspections | 16% | 47% | 60% |

*cumulative measure



8.1 Deliver prevention, intervention, and mobilization services to promote a healthy, productive, and safe community

8.1.3 Promote health education and advocacy

- ✓ Received funding from Caring for Children Foundation for a part-time Health Educator.
- ✓ The El Paso Chihuahuas offer healthy children and adult menu items that have been certified Eat Well! El Paso.



| Measure* | Q2-15 | YTD | Target |
|---|-------|-----|--------|
| # locally owned restaurants with healthy children's menus | 6 | 18 | 40 |

**cumulative measure*

Goal 8.1.3 Results



KIDS EAT FREE

FIRST PITCH | 6:35 P.M.
Kids 12 and under
receive a FREE
eat well!
El Paso
meal voucher with
paid entry!

UNIVISION 26

Jose 73.9 LA TROCOLOR 54.7

42

TRIBUTE TO JACKIE ROBINSON



8.1 Deliver prevention, intervention, and mobilization services to promote a healthy, productive, and safe community

8.1.3 Promote health education and advocacy (continued)

- ✓ Two new community gardens supported
 - ✓ Chamizal Community Garden – Office of Resilience and Sustainability intern coordinated logistics and organized volunteers for this CDBG funded project.
 - ✓ Paisano Green Community – Supported outreach, coordinated the donation of fruit trees and compost, and presented at press event.



8.1 Deliver prevention, intervention, and mobilization services to promote a healthy, productive, and safe community

8.1.3 Promote health education and advocacy (continued)

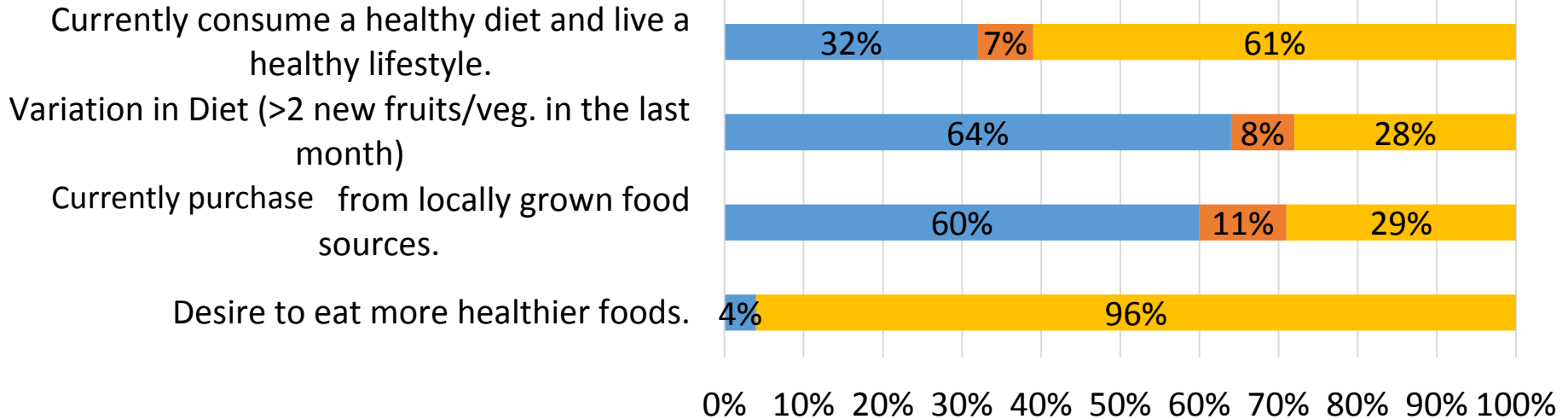
- ✓ 808 employees surveyed about healthy eating habits and their interest in a Farm-to-Work Program expected to launch Summer 2015.
 - ✓ 77% of respondents are likely or very likely to participate in the Farm to Work program



Farm to Work Program Survey

Eating Habits of Survey Respondents

■ Disagree ■ Not Sure ■ Agree

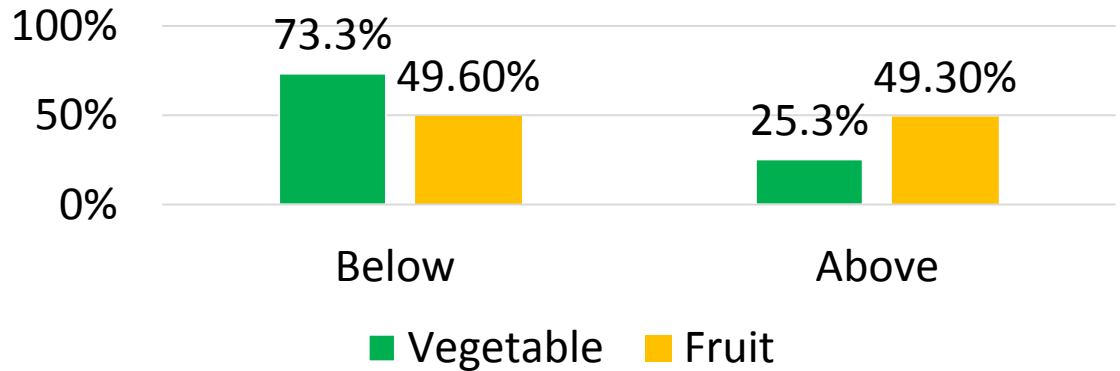


- ✓ 96% of survey respondents desire to eat more healthier foods

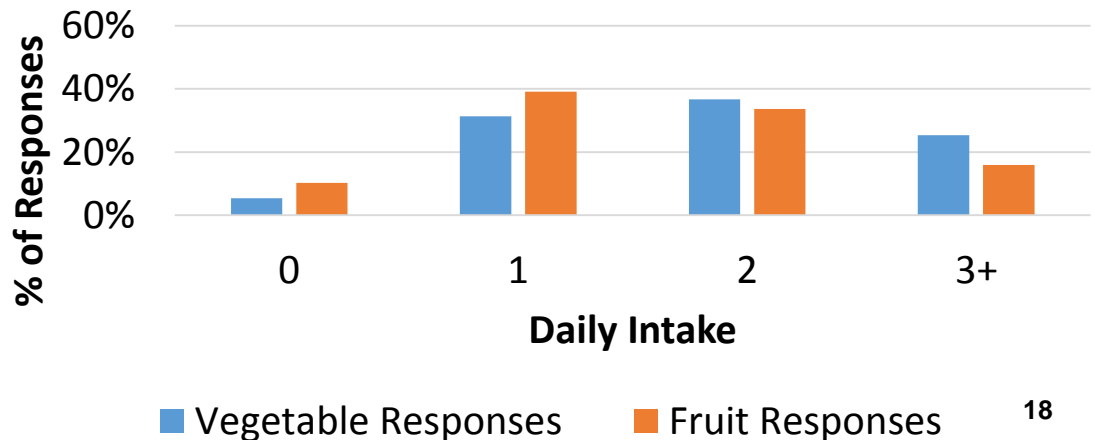
Farm to Work Program Survey

- ✓ 73% of respondents fall below the USDA recommended daily vegetable intake

Meets USDA Recommendations*



Average Daily Fruit/Vegetable Intake



8.1 Deliver prevention, intervention, and mobilization services to promote a healthy, productive, and safe community

8.1.4 Support the development of quality substance abuse prevention, intervention and treatment services.

- ✓ First round Community Solutions for Substance Abuse grantee Project Vida exceeded 100% of performance goals contracted.



| Measure* | Q2-15 | YTD | Target |
|--|-------|------|--------|
| % of contracted performance measures met or exceeded by Solutions grantees | NA | 100% | 90% |

**measured annually*

8.2 Stabilize neighborhoods through community, housing, and ADA improvements

8.2.1 Expand housing opportunities for low and moderate income persons

- ✓ Two completed investor developments added 150 affordable housing units to the city's housing stock.
- ✓ Twenty-six low and moderate income homeowners received assistance to rehabilitate their homes.



| Measure | Q2-15 | YTD | Target |
|---|-------|-----|--------|
| # of homes rehabilitated/reconstructed (per year) | 10 | 26 | 47 |
| # First Time Home Buyers (per year) | 23 | 25 | 27 |



8.2 Stabilize neighborhoods through community, housing, and ADA improvements

8.2.2 Improve living conditions for low and moderate income persons residing in the City of El Paso

- ✓ Contracted with 19 non-profit/governmental, homeless service providers to provide services to 2,589 individuals at a cost of \$381,998.
- ✓ Utilizing CDBG funds, contracted with 31 non-profit/governmental agencies to provide public services to 6,624 low- and moderate- income individuals at a cost of \$536,659.



8.2 Stabilize neighborhoods through community, housing, and ADA improvements (continued)

8.2.2 Improve living conditions for low and moderate income persons residing in the City of El Paso

- ✓ 127 senior volunteers, who receive a stipend, provided 72,298 hours of service at 55 volunteer sites through the City's Foster Grandparent Program (FGP).
- ✓ 482 senior volunteers provided 16,085 hours of service at 68 sites throughout the community through the City's Retired and Senior Volunteer Program (RSVP).

| Measure | Q2-15 | YTD | Target |
|--|-------|-------|--------|
| Number of individuals provided with homeless services with federal and state funding | 887 | 2,589 | 5,348 |



Goal 8.2.2 Results



8.2 Stabilize neighborhoods through community, housing, and ADA improvements

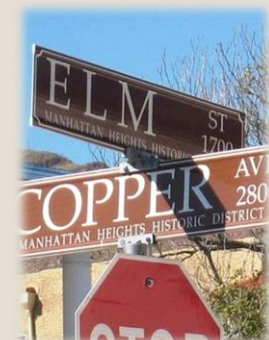
8.2.3 Develop programs to address the physical, economic, and social well-being of residents and neighborhoods

- ✓ Completed application process for Round 2 of Neighborhood Improvement Program (NIP).

NEIGHBORHOOD

IMPROVEMENT PROGRAM

| Measure | Q2-15 | YTD | Target |
|--|-------|-----|--------|
| % customer satisfaction with overall process | 89% | 90% | 90% |



8.2 Stabilize neighborhoods through community, housing, and ADA improvements

8.2.4 Increase ADA compliance and accessibility considerations throughout the community

- ✓ Accessibility Coordinator is now a member of the review team for all City projects, through Engineering Department, at design level and during construction.
- ✓ Constant and continuous communication with the ADA community through monthly City Accessibility Advisory Committee and quarterly Accessibility Meeting.
- ✓ Constant communication with City departments to ensure that services and amenities provided City-wide are accessible.
- ✓ Accessibility Coordinator seeking funding opportunities to eliminate architectural barriers throughout the city.



8.3 Enhance animal services to ensure El Paso's pets are provided a safe and healthy environment

8.3.1 Expand community outreach through education and programming

- ✓ We have had 3 vaccination/microchipping/licensing clinics reaching over 900 pets.
- ✓ 1,874 animals have been returned to their owners YTD.
- ✓ Completed 1,076 surgeries on trap/neuter/return program for cats.



| Measure | Q2-15 | YTD | Target |
|--|-------|-------|--------|
| # of spay/neuter services provided | 1,398 | 3,637 | 5,000 |
| # of adoptable animals released from the shelter | 1,465 | 3,813 | 5,000 |

8.4 Reduce operational costs and energy consumption

8.4.1 Increase city operational efficiency

- ✓ In 2010 State wide mandate required a 5% / year energy reduction in energy consumption achieved by:



- ✓ Installing energy efficient lighting/sensors, HVAC, solar PV, solar hot water and building management techniques.
- ✓ LED traffic lights and street lights.
- ✓ Resulting in energy use reductions for the areas: facilities 35% , traffic lights 84% , street lights 66% .

| Measure | Q2-15 | YTD | Target |
|---|-------|------|--------|
| % reduction in utility usage per sq. ft. | 8.9% | 8.9% | 5% |
| # employees educated about sustainability | 190 | 430 | 800 |

8.4 Reduce operational costs and energy consumption

8.4.1 Increase city operational efficiency

- ✓ Two city-wide, sustainability programs implemented which help minimize waste and reduce operating costs.
 - ✓ Zoo Doo Compost Pilot has diverted 160 cubic yards of compostable Zoo waste in Q1 and Q2.
 - ✓ Energy Conservation Program showed reduction of percentage of times lights were left on in unoccupied spaces from 11% to 3%.



| Measure | Q2-15 | YTD | Target |
|---|-------|-----|--------|
| # of city-wide, environmentally-conscious programs implemented which help minimize waste and reduce operating costs | 1 | 2 | 2 |

8.4 Reduce operational costs and energy consumption

8.4.1 Increase city operational efficiency

- ✓ 100% of new municipal building projects reviewed by in-house LEED AP (Leadership in Energy and Environmental Design – Accredited Professional)
- ✓ Chief Resilience Officer began review on Westside Pool and identified \$50,000 in savings.



| Sustainable Sites | | Possible Points: 26 | Materials and Resources, Continued | | Possible Points: 15 |
|--|--|---------------------|--|---|---------------------|
| Y | Prereq 1 Construction Activity Pollution Prevention | 1 | Y | Credit 4 Recycled Content | 1 to 2 |
| Y | Credit 1 Site Selection | 1 | Y | Credit 3 Regional Materials | 1 to 2 |
| Y | Credit 2 Development Density and Community Connectivity | 5 | Y | Credit 6 Rapidly Renewable Materials | 1 |
| Y | Credit 3 Brownfield Redevelopment | 1 | Y | Credit 7 Certified Wood | 1 |
| Y | Credit 4.1 Alternative Transportation—Public Transportation Access | 6 | Indoor Environmental Quality | | |
| Y | Credit 4.2 Alternative Transportation—Bicycle Storage and Changing Rooms | 1 | Y | Prereq 1 Minimum Indoor Air Quality Performance | 1 |
| Y | Credit 4.3 Alternative Transportation—Low-Emitting and Fuel-Efficient Vehicles | 3 | Y | Prereq 2 Environmental Tobacco Smoke (ETS) Control | 1 |
| Y | Credit 4.4 Alternative Transportation—Parking Capacity | 2 | Y | Credit 1 Outdoor Air Delivery Monitoring | 1 |
| Y | Credit 5.1 Site Development—Protect or Restore Habitat | 1 | Y | Credit 2 Increased Ventilation | 1 |
| Y | Credit 5.2 Site Development—Maximize Open Space | 1 | Y | Credit 3 Construction IAQ Management Plan—During Construction | 1 |
| Y | Credit 6.1 Stormwater Design—Quantity Control | 1 | Y | Credit 2.2 Construction IAQ Management Plan—Before Occupancy | 1 |
| Y | Credit 6.2 Stormwater Design—Quality Control | 1 | Y | Credit 4.1 Low-Emitting Materials—Adhesives and Sealants | 1 |
| Y | Credit 7.1 Heat Island Effect—Heat roof | 1 | Y | Credit 4.2 Low-Emitting Materials—Paints and Coatings | 1 |
| Y | Credit 7.2 Heat Island Effect—Roof | 1 | Y | Credit 4.3 Low-Emitting Materials—Flooring Systems | 1 |
| Y | Credit 8 Light Pollution Reduction | 1 | Y | Credit 4.4 Low-Emitting Materials—Composite Wood and Agrifiber Products | 1 |
| Water Efficiency Possible Points: 10 | | | Y | Credit 5 Indoor Chemical and Pollutant Source Control | 1 |
| Y | Prereq 1 Water Use Reduction—20% Reduction | 2 to 4 | Y | Credit 6.1 Controllability of Systems—Lighting | 1 |
| Y | Credit 1 Water Efficient Landscaping | 2 | Y | Credit 6.2 Controllability of Systems—Thermal Comfort | 1 |
| Y | Credit 3 Innovative Wastewater Technologies | 2 to 4 | Y | Credit 7.1 Thermal Comfort—Design | 1 |
| Y | Credit 3 Water Use Reduction | 2 to 4 | Y | Credit 7.2 Thermal Comfort—Verification | 1 |
| Energy and Atmosphere Possible Points: 35 | | | Y | Credit 8.1 Daylight and Views—Daylight | 1 |
| Y | Prereq 1 Fundamental Commissioning of Building Energy Systems | 1 | Y | Credit 8.2 Daylight and Views—Views | 1 |
| Y | Prereq 2 Minimum Energy Performance | 1 | Innovation and Design Process Possible Points: 6 | | |
| Y | Prereq 3 Fundamental Refrigerant Management | 1 | Y | Credit 1.1 Innovation in Design: Specific Title | 1 |
| Y | Credit 1 Optimize Energy Performance | 1 to 19 | Y | Credit 1.2 Innovation in Design: Specific Title | 1 |
| Y | Credit 2 On-Site Renewable Energy | 1 to 7 | Y | Credit 1.3 Innovation in Design: Specific Title | 1 |
| Y | Credit 3 Enhanced Commissioning | 2 | Y | Credit 1.4 Innovation in Design: Specific Title | 1 |
| Y | Credit 4 Enhanced Refrigerant Management | 2 | Y | Credit 1.5 Innovation in Design: Specific Title | 1 |
| Y | Credit 5 Measurement and Verification | 3 | Y | Credit 2 LEED Accredited Professional | 1 |
| Y | Credit 6 Green Power | 2 | Regional Priority Credits Possible Points: 4 | | |
| Materials and Resources Possible Points: 14 | | | Y | Credit 1.1 Regional Priority: Specific Credit | 1 |
| Y | Prereq 1 Storage and Collection of Recyclables | 1 | Y | Credit 1.2 Regional Priority: Specific Credit | 1 |
| Y | Credit 1.1 Building Reuse—Maintain Existing Walls, Floors, and Roof | 1 to 3 | Y | Credit 1.3 Regional Priority: Specific Credit | 1 |
| Y | Credit 1.2 Building Reuse—Maintain 50% of Interior Non-Structural Elements | 1 to 2 | Y | Credit 1.4 Regional Priority: Specific Credit | 1 |
| Y | Credit 2 Construction Waste Management | 1 to 2 | Total Possible Points: 110 | | |
| Y | Credit 3 Materials Reuse | 1 to 2 | Certified 40 to 49 points Silver 50 to 59 points Gold 60 to 79 points Platinum 80 to 110 | | |



Conservation Campaign

Burn Calories, Not Electricity!



Take the Stairs!

Walking up the stairs just two minutes a day can help support a healthy lifestyle and reduce our energy use.



Save energy and resources when printing by:

1. Only printing necessary pages
2. Printing double-sided
3. Printing in B & W

Ahorre energía y recursos al imprimir a través de:

1. Solamente imprime las páginas necesarias
2. Imprime por ambos lados
3. Imprime en blanco y negro



Por Favor Apaga La Luz



Remember...
These Come From Trees

This sticker will save up to 100lbs. of paper every year. Help spread the word. Get yours at: TheseComeFromTrees.com

Por Favor Apaga El Monitor

Please Turn Off The Monitor


Please Turn Off The Light

Recuerda...
Estas Proviene De Los Árboles

Este engomado ahorra hasta 45 kilos de papel cada año. Ayuda a difundirlo. Consigue el tuyo en: TheseComeFromTrees.com



Zoo Doo Compost Pilot Extension




✓ 160 cubic yards of compostable zoo waste diverted from the landfill (since Sept. 2014)!



8.5 Improve air quality throughout El Paso

8.5.1 Reduce ozone-damaging emissions

- ✓ 119 are alternative fuel vehicles.
- ✓ 9% with 4 cylinder engines to increase efficiency and reduce fuel usage.



| Measure | Q2-15 | YTD | Target |
|--|-------|-----|--------|
| % vehicles replaced by alternative-fuel vehicles | 7% | 7% | 12% |

8.6 Provide long-term, cost-effective, sustainable regional solid waste solutions

8.6.1 Optimize Landfill use

- ✓ Efficient waste compaction.
- ✓ Optimize daily cover.



| Measure | Q2-15 | YTD | Target |
|---------------------------------|--------------|--------------|--------------|
| Landfill waste compaction rate | 1,400 lbs/cy | 1,400 lbs/cy | 1,300 lbs/cy |
| Daily cover used per cubic yard | 19% | 19% | 25% |

8.6 Provide long-term, cost-effective, sustainable regional solid waste solutions

8.6.2 Provide efficient solid waste collection services

- ✓ Achieved 99.7% reliability for service on time, every time last year therefore this fiscal year's goal is higher at 99.94%

| Measure | Q2-15 | YTD | Target |
|--|--------|--------|--------|
| % of residential customers serviced on first attempt | 99.94% | 99.94% | 99.94% |



8.6 Provide long-term, cost-effective, sustainable regional solid waste solutions

8.6.3 Increase citywide recycling rate

- ✓ Recycling Manager hired.
- ✓ Created a Recycling Master Plan.

| Measure* | Q2-15 | YTD | Target |
|--|--------|--------|--------|
| Increase residential recycling rate | 15.61% | 15.61% | 20% |
| % of Citizen Collection Station materials diverted | 31.46% | 31.46% | 35% |



8.7 Ensure community compliance with environmental regulatory requirements

8.7.1 Ensure city compliance of federal and state environmental rules and regulations



| Measure | Q2-15 | YTD | Target |
|--|-------|-----|--------|
| # of environmental violations for underground petroleum storage tanks | 0 | 0 | 0 |
| # of environmental violations for asbestos and mold abatement within city facilities | 0 | 0 | 0 |
| # of environmental violations for stormwater pollution | 0 | 0 | 0 |

8.8 Improve community resilience through education, outreach, and development of a resilience strategy

8.8.1 Promote resilient and sustainable lifestyle choices in alignment with identified resilience priorities

- ✓ Chief Resilience Officer hired.
- ✓ 2,450 attendees at GRO El Paso and Environmental Summit.



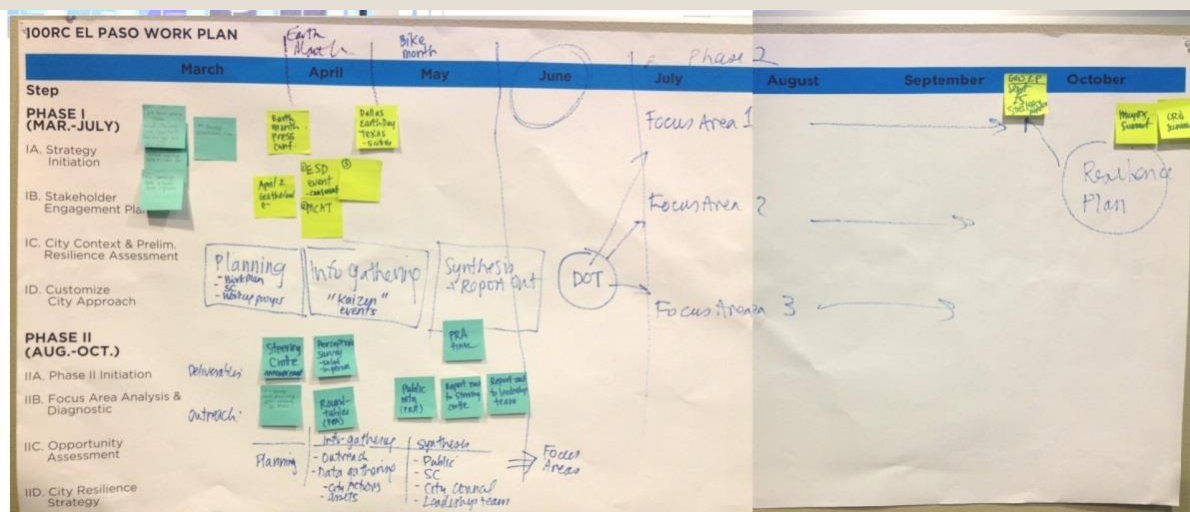
| Measure | Q2-15 | YTD | Target |
|---|--------------|--------------|---------------|
| # of people reached (about resilient and sustainable lifestyle choices) | 15,078 | 24,898 | 50,000 |
| # of attendees at large-scale community resilience event | 0 | 2,450 | 2,500 |
| Develop communications strategy | 10% complete | 10% complete | 100% complete |

8.8 Improve community resilience through education, outreach, and development of a resilience strategy

8.8.2 Develop resilience plan.

✓ Roundtable timeline established and stakeholders identified.

| Measure | Q2-15 | YTD | Target |
|-------------------------|-------|-----|--------|
| Develop Resilience Plan | 5% | 5% | 100% |



8.9 Enhance vector control and environmental education to provide a safe and healthy environment

8.9.1 Treat all areas of confirmed mosquito infestation

| Measure | Q2-15 | YTD | Target |
|---|---------|---------|--------|
| % mosquito hotspots treated within three (3) days | 100% | 100% | 100% |
| # of acres treated for mosquito infestation | 214,795 | 214,795 | 300,00 |



8.9 Enhance vector control and environmental education to provide a safe and healthy environment

8.9.2 Increase number of outreach events and classroom presentations where environmental education is provided to the community



| Measure | Q2-15 | YTD | Target |
|---|-------|-----|--------|
| # of environmental outreach educational events per year | 19 | 27 | 50 |
| # of environmental classroom presentations per year | 2 | 5 | 30 |