

CITY OF EL PASO  
OFFICE OF THE COMPTROLLER  
INVESTMENT REPORT



**Fiscal Year 2019 – 2nd Quarter**  
**February 28, 2019**



*The City of El Paso Texas*  
*Table of Contents*

**Investment Report for FY2019 2nd Quarter Ending February 28, 2019**

	Page
Summary	
Management Letter	1
Investment Position and Yield Summary	3
Quarter Changes in Security Type Balances	4
Analysis	
Portfolio Composition Review	5
Yield Analysis for Quarter	6
Reports	
City of El Paso Portfolio	7
Transaction Detail for Quarter	14



**Mayor**  
Dee Margo

**City Council**

*District 1*  
Peter Svarzbein

*District 2*  
Alexandra Anello

*District 3*  
Cassandra Hernandez

*District 4*  
Dr. Sam Morgan

*District 5*  
Isabel Salcido

*District 6*  
Claudia Ordaz Perez

*District 7*  
Henry Rivera

*District 8*  
Cissy Lizarraga

**City Manager**  
Tommy Gonzalez

To: Mr. Tommy Gonzalez, City Manager  
From: Investment Committee Members  
Date: April 11, 2019  
Subject: Second Quarter Investment Report for Period Ending February 28, 2019


Submitted for your review and acceptance is the City's Investment Report. The Investment Officers have conformed to all state laws and statutes that govern the investment of public funds including, but not limited to, the Public Funds Investment Act, Chapter 2256, Government Code, the City's Investment Policy and adopted investment strategies. All funds were invested to meet cash flow requirements for operations, capital projects, and debt service payments.

In fiscal year 2019, the Investment Committee will continue the oversight of the City's investments and maintain a proactive role to promote an active trading position of excess funds as allowed by the Investment Policy. In adherence with the Investment Policy, the Investment Officers' primary goal will continue to be the preservation and security of principal while returns remain commensurate with the City's Investment Policy constraints.

During the quarter, net maturities reduced the City's portfolio of securities from one-hundred-and-ninety-nine (199) to one-hundred-and-eighty-six (186) as we shifted more of the portfolio towards US Agencies. The face value of the portfolio at February 28, 2019, was approximately \$510 million as compared to \$320 million at November 30, 2018. The increase was primarily the result of the City receiving its portion of the property tax revenue.

The investment earnings for the quarter were \$2,351,896 and year to date were \$3,872,132. Within those earnings and specific to the Quality of Life bond proceeds, quarterly investment earnings were \$587,979 and cumulatively totaled \$4,715,532. The Quality of Life debt issue costs to be offset by investment earnings totaled \$1,879,612 (net of issue cost refunds) resulting in a current surplus of \$2,835,919.



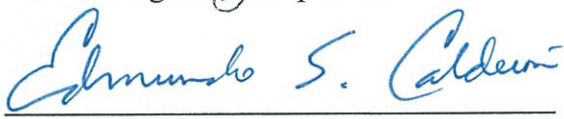


---

Investment Committee Members:

  
\_\_\_\_\_  
Robert Cortinas, Chief Financial Officer

  
\_\_\_\_\_  
Patricia Degman, Comptroller

  
\_\_\_\_\_  
Edmundo S. Calderon, Chief Internal Auditor

  
\_\_\_\_\_  
Katherine N. Cote, Director Office of Management and Budget

  
\_\_\_\_\_  
Luis Mier, Treasury Services Coordinator

**Investment Position and Yield Summary**

The following is a summary comparison of selected information for the last two quarters

	February 28, 2019	November 30, 2018
Par value invested	\$ 509,962,724	\$ 319,596,715
Portfolio book value	\$ 507,522,260	\$ 319,240,831
Portfolio market value	\$ 507,104,212	\$ 318,380,180
Weighted average maturity	127 days	138 days

The yield on portfolio investments and market securities is shown as follows:

	February 28, 2019	November 30, 2018
Certificates of Deposit	1.708%	1.687%
Average Yield Pools	2.399%	2.121%
Average Yield Money Market	2.310%	2.080%
Average Fixed Term Securities	2.161%	1.827%
City's Average Portfolio Yield	2.288%	1.995%
Average 3 Month T-Bill	2.412%	2.252%
Average 6 Month T-Bill	2.495%	2.419%
Average 1 Year T-Bill	2.614%	2.619%
Average 2 Year T-Note	2.567%	2.781%

**Quarter Changes in Security Type Balances**

Below is a comparison of selected balances and investments for the 2nd Quarter:

	February 28, 2019	November 30, 2018	Increase (Decrease)
Certificates of Deposit	\$ 18,375,000	\$ 20,580,000	\$ (2,205,000)
Logic - City	-	4	(4)
TexPool	18,919,215	17,213,698	1,705,517
TexStar	20,078,687	17,671,214	2,407,473
TexasDaily	18,225,538	22,226,487	(4,000,949)
Wells Fargo - City	31,674,284	33,940,313	(2,266,029)
Municipals	12,480,000	13,980,000	(1,500,000)
Agencies	229,710,000	34,735,000	194,975,000
Treasuries	160,500,000	159,250,000	1,250,000
	\$ 509,962,724	\$ 319,596,716	\$ 190,366,008

**FY Changes in Yield, Activity & Interest Earned Balances**

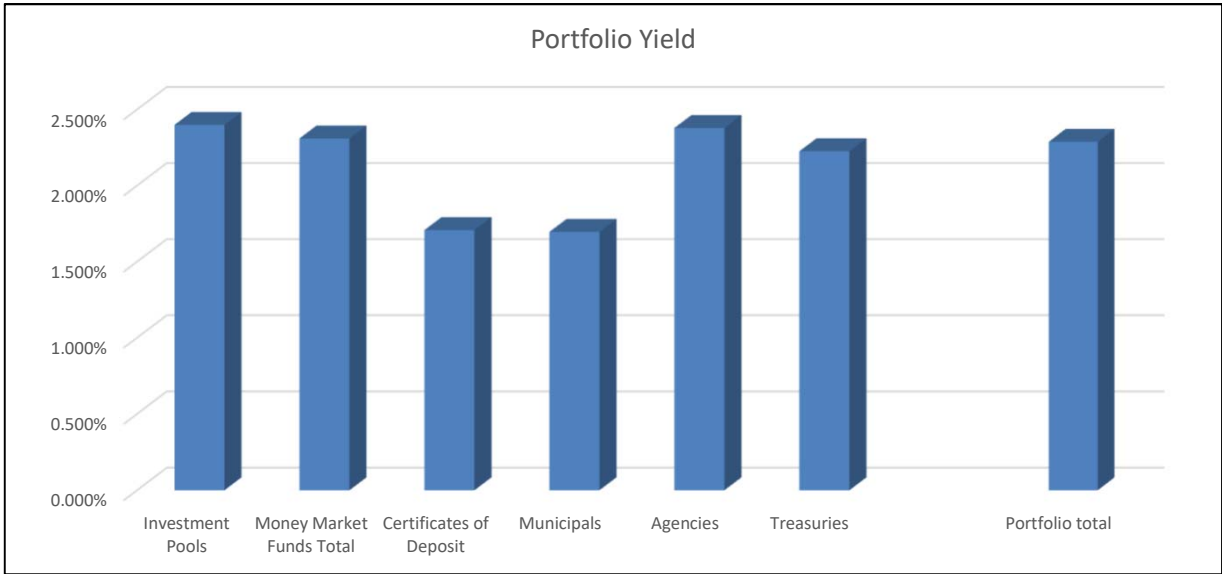
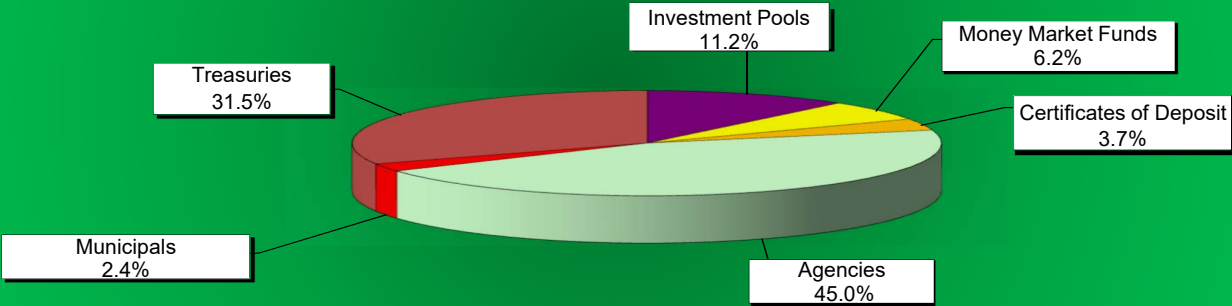
	2nd Qtr. FY 2019	2nd Qtr. FY 2018	Increase (Decrease)
Interest Earnings	\$ 2,351,896	\$ 1,602,937	\$ 748,959
Portfolio Ending Balance (FMV)	\$ 507,104,212	\$ 519,457,988	(12,353,776)
Yield to Maturity @ Cost	2.288%	1.524%	0.764%
Purchases/Deposits	\$ 606,985,000	\$ 563,091,000	43,894,000
Maturities/Withdrawals	\$ 417,055,004	\$ 388,295,000	28,760,004

**Portfolio Composition Review as of February 28, 2019**

	<u>Face Amount</u>	<u>Weighted Yield</u>	<u>Weighted Maturity (days)</u>	<u>% Portfolio</u>
<b>Pools</b>				
TexStar	\$ 20,078,687	2.400%	1	3.9%
TexasDaily	18,225,538	2.400%	1	3.6%
TexPool	18,919,215	2.397%	1	3.7%
Investment Pools	<u>57,223,440</u>			<u>11.2%</u>
<b>Money Market Funds</b>				
Wells Fargo - City	<u>31,674,284</u>	2.310%	1	<u>6.2%</u>
<b>Securities</b>				
Certificates of Deposit	18,375,000	1.708%	222	3.6%
Agencies	229,710,000	2.379%	146	45.0%
Municipals	12,480,000	1.696%	248	2.4%
Treasuries	<u>160,500,000</u>	2.226%	148	<u>31.5%</u>
Securities	<u>421,065,000</u>			<u>82.6%</u>
Portfolio total	<u>\$ 509,962,724</u>		127	<u>100.0%</u>

Portfolio Composition	Face Amount
<b>Investment Pools</b>	<b>57,223,440</b>
<b>Money Market Funds</b>	<b>31,674,284</b>
<b>Certificates of Deposit</b>	<b>18,375,000</b>
<b>Agencies</b>	<b>229,710,000</b>
<b>Municipals</b>	<b>12,480,000</b>
<b>Treasuries</b>	<b>160,500,000</b>

# Overall Portfolio Composition





City of El Paso  
Portfolio Holdings  
Tracker Portfolio Set-Up - City of El Paso  
Report Format: By Transaction  
Group By: Security Sector  
Average By: Face Amount / Shares  
Portfolio / Report Group: All Portfolios  
As of 2/28/2019

Description	CUSIP/Ticker	Settlement Date	Face Amount/Shares	Cost Value	Book Value	Market Value	Coupon Rate	YTM @ Cost	Maturity Date	Days To Maturity
<b>Certificate Of Deposit</b>										
BANK OF HOPE 1.6 3/22/2019	062683AN7	9/22/2017	245,000.00	245,000.00	245,000.00	244,910.09	1.600	1.600	3/22/2019	22
BANK OF PRINCETON 1.6 9/23/2019	064520AF6	9/22/2017	245,000.00	245,000.00	245,000.00	243,944.79	1.600	1.600	9/23/2019	207
Bank of Tennessee 1.9 3/23/2020	065284FW6	12/22/2017	245,000.00	245,000.00	245,000.00	243,386.43	1.900	1.900	3/23/2020	389
Bank of the Panhandle 1.65 9/30/2019	064302BC5	9/29/2017	245,000.00	245,000.00	245,000.00	243,978.60	1.650	1.650	9/30/2019	214
Bankers Bank Oklahoma OK 1.6 5/31/2019	06610QDL2	8/31/2017	245,000.00	245,000.00	245,000.00	244,567.33	1.600	1.600	5/31/2019	92
BARCLAYS BANK/DELAWARE 1.7 9/20/2019	06740KKT3	9/20/2017	245,000.00	245,000.00	245,000.00	244,100.61	1.700	1.700	9/20/2019	204
Bell Bank Corp 1.95 12/27/2019	07815AAT4	12/28/2017	245,000.00	245,000.00	245,000.00	244,002.12	1.950	1.950	12/27/2019	302
Belmont Bank & Trust Co 1.65 7/5/2019	08016PCN7	10/4/2017	245,000.00	245,000.00	245,000.00	244,430.62	1.650	1.650	7/5/2019	127
BLC Community Bank 1.7 9/30/2019	05549CGP9	11/30/2017	245,000.00	245,000.00	245,000.00	244,053.57	1.700	1.700	9/30/2019	214
BMW BANK NORTH AMERICA 1.85 3/16/2020	05580AKH6	9/15/2017	245,000.00	245,000.00	245,000.00	243,306.07	1.850	1.850	3/16/2020	382
Boston Private Bank & TR 1.6 5/14/2019	101120DR1	11/14/2017	245,000.00	245,000.00	245,000.00	244,665.33	1.600	1.600	5/14/2019	75
Brickell Bank 2 12/27/2019	10801DAM3	12/29/2017	245,000.00	245,000.00	245,000.00	244,119.72	2.000	2.000	12/27/2019	302
Bridgewater Bank Bloom NM 1.75 5/15/2020	108622GB1	11/15/2017	245,000.00	245,000.00	245,000.00	242,656.58	1.750	1.750	5/15/2020	442
Capital Bank (AR) 2 2/19/2020	139797GJ7	1/19/2018	245,000.00	245,000.00	245,000.00	243,815.18	2.000	2.000	2/19/2020	356
Capital One Bank 1.75 8/30/2019	1404204T4	8/30/2017	245,000.00	245,000.00	245,000.00	244,261.57	1.750	1.750	8/30/2019	183
Capital One NA 1.75 8/30/2019	14042RHP9	8/30/2017	245,000.00	245,000.00	245,000.00	244,261.57	1.750	1.750	8/30/2019	183
Carolina Alliance Bank 2 1/21/2020	14376RBB2	1/19/2018	245,000.00	245,000.00	245,000.00	243,982.76	2.000	2.000	1/21/2020	327
CATHAY BANK 1.6 3/7/2019	149159LF0	9/7/2017	245,000.00	245,000.00	245,000.00	244,971.34	1.600	1.600	3/7/2019	7
Citizens First Bank 1.65 8/22/2019	17462TBB6	11/22/2017	245,000.00	245,000.00	245,000.00	244,183.66	1.650	1.650	8/22/2019	175
Citizens State Bank 1.75 11/22/2019	17670LAN6	11/22/2017	245,000.00	245,000.00	245,000.00	243,848.01	1.750	1.750	11/22/2019	267
Clinton Bank & Trust 1.8 12/13/2019	51508TAA4	12/15/2017	245,000.00	245,000.00	245,000.00	243,808.32	1.800	1.800	12/13/2019	288
	20143PDF4	10/6/2017	245,000.00	245,000.00	245,000.00	244,328.70	1.550	1.550	7/8/2019	130

Description	CUSIP/Ticker	Settlement Date	Face Amount/Shares	Cost Value	Book Value	Market Value	Coupon Rate	YTM @ Cost	Maturity Date	Days To Maturity
Commercial Bank Harrogate 1.55 7/8/2019										
ConnectOne Bank 1.95 6/15/2020	20786ABX2	12/13/2017	245,000.00	245,000.00	245,000.00	243,071.12	1.950	1.950	6/15/2020	473
COVENANT BANK 1.6 9/30/2019	22285EAL3	9/29/2017	245,000.00	245,000.00	245,000.00	243,907.06	1.600	1.600	9/30/2019	214
Crescom Bank 1.7 11/29/2019	225862DH1	11/29/2017	245,000.00	245,000.00	245,000.00	243,719.88	1.700	1.700	11/29/2019	274
Crossfirst Bank 1.7 11/20/2019	22766ABY0	11/20/2017	245,000.00	245,000.00	245,000.00	243,771.08	1.700	1.700	11/20/2019	265
Cumberland Federal Bank 1.9 10/2/2020	23062KBL5	1/2/2018	245,000.00	245,000.00	245,000.00	242,238.36	1.900	1.900	10/2/2020	582
DISCOVER BANK 1.6 3/7/2019	254673BT2	9/7/2017	245,000.00	245,000.00	245,000.00	244,970.60	1.600	1.600	3/7/2019	7
DOUGLAS NATIONAL BANK 1.65 9/20/2019	259744DU1	9/20/2017	245,000.00	245,000.00	245,000.00	244,030.05	1.650	1.650	9/20/2019	204
EAST BOSTON SAVINGS BANK 1.7 9/27/2019	27113PBZ3	9/28/2017	245,000.00	245,000.00	245,000.00	244,056.26	1.700	1.700	9/27/2019	211
EVERGREEN BANK GROUP 1.6 9/27/2019	300185GE9	9/27/2017	245,000.00	245,000.00	245,000.00	243,921.02	1.600	1.600	9/27/2019	211
Fairfield National Bank 1.65 8/30/2019	304549BA5	8/30/2017	245,000.00	245,000.00	245,000.00	244,135.64	1.650	1.650	8/30/2019	183
Farmers & Merchants Bank (MD) 1.95 6/22/2020	30810NBC9	12/21/2017	245,000.00	245,000.00	245,000.00	243,031.67	1.950	1.950	6/22/2020	480
Farmers & Merchants Bank (WI) 1.75 12/13/2019	307811BL2	12/15/2017	245,000.00	245,000.00	245,000.00	243,713.02	1.750	1.750	12/13/2019	288
Farmers State Bank (IA) 1.85 9/20/2019	31034UAC2	12/22/2017	245,000.00	245,000.00	245,000.00	244,296.61	1.850	1.850	9/20/2019	204
FIRST BANK NC 1.6 9/30/2019	31931TET8	9/29/2017	245,000.00	245,000.00	245,000.00	243,908.04	1.600	1.600	9/30/2019	214
First Priority Bank PA 1.65 11/12/2019	33612JHL6	11/10/2017	245,000.00	245,000.00	245,000.00	243,729.43	1.650	1.650	11/12/2019	257
First State Bank Dequeen 1.5 6/28/2019	336460CC2	11/15/2017	245,000.00	244,610.08	244,920.69	244,350.75	1.500	1.600	6/28/2019	120
Franklin Synergy Bank 1.7 6/28/2019	35471TDR0	8/30/2017	245,000.00	245,000.00	245,000.00	244,501.67	1.700	1.700	6/28/2019	120
GUARANTY B&T CO DENVER 1.6 6/13/2019	400820CD6	9/15/2017	245,000.00	245,000.00	245,000.00	244,504.86	1.600	1.600	6/13/2019	105
Hanmi Bank 1.6 4/25/2019	410493CF5	10/25/2017	245,000.00	245,000.00	245,000.00	244,765.29	1.600	1.600	4/25/2019	56
Homeland Federal Svgs Bk 1.7 11/18/2019	43739PAD4	11/17/2017	245,000.00	245,000.00	245,000.00	243,782.35	1.700	1.700	11/18/2019	263
Horatio State BK 1.65 8/30/2019	44039TAH2	8/31/2017	245,000.00	245,000.00	245,000.00	244,135.64	1.650	1.650	8/30/2019	183
Iberia Bank (LA) 1.8 4/17/2019	45083AHD7	1/17/2018	245,000.00	245,000.00	245,000.00	244,861.82	1.800	1.800	4/17/2019	48
Independent Bank Memphis 1.7 5/18/2020	45383USR7	11/16/2017	245,000.00	245,000.00	245,000.00	242,489.73	1.700	1.700	5/18/2020	445
Insbank 1.9 2/19/2020	45776NCE4	12/19/2017	245,000.00	245,000.00	245,000.00	243,580.96	1.900	1.900	2/19/2020	356
	45906ABT3	10/31/2017	245,000.00	245,000.00	245,000.00	243,715.22	1.600	1.600	10/31/2019	245

Description	CUSIP/Ticker	Settlement Date	Face Amount/Shares	Cost Value	Book Value	Market Value	Coupon Rate	YTM @ Cost	Maturity Date	Days To Maturity
International Bank Chicago 1.6 10/31/2019										
Isabella Bank 2 12/23/2019	464209CN3	12/22/2017	245,000.00	245,000.00	245,000.00	244,138.09	2.000	2.000	12/23/2019	298
Jefferson Bank & Trust Saint Louis 1.75 5/12/2	472376AC6	11/9/2017	245,000.00	245,000.00	245,000.00	242,675.93	1.750	1.750	5/12/2020	439
LAKE CITY BANK WARSAW 1.7 9/9/2019	508176CM4	9/8/2017	245,000.00	245,000.00	245,000.00	244,154.51	1.700	1.700	9/9/2019	193
Lakeside Bank 1.7 11/18/2019	51210SNU7	11/17/2017	245,000.00	245,000.00	245,000.00	243,782.35	1.700	1.700	11/18/2019	263
Luana Savings Bank 1.65 11/25/2019	5491034Z9	11/24/2017	245,000.00	245,000.00	245,000.00	243,652.01	1.650	1.650	11/25/2019	270
Marine Bank 1.65 5/28/2019	56817TAE1	11/28/2017	245,000.00	245,000.00	245,000.00	244,613.64	1.650	1.650	5/28/2019	89
Marquis Bank 1.7 11/29/2019	57161LAJ7	11/30/2017	245,000.00	245,000.00	245,000.00	243,719.63	1.700	1.700	11/29/2019	274
Midsouth Bank Lafayette 1.7 7/15/2019	59805FAB5	10/13/2017	245,000.00	245,184.73	245,039.54	244,425.23	1.700	1.656	7/15/2019	137
Morgan Stanley Bank NA 1.6 3/1/2019	61747MYR6	8/31/2017	245,000.00	245,000.00	245,000.00	244,995.84	1.600	1.600	3/1/2019	1
Morgan Stanley Pvt Bank 1.75 9/3/2019	61760ADR7	8/31/2017	245,000.00	245,000.00	245,000.00	244,234.38	1.750	1.750	9/3/2019	187
NORTHERN BANK & TRUST MA 1.7 9/30/2019	66476QBY3	9/29/2017	245,000.00	245,000.00	245,000.00	244,046.22	1.700	1.700	9/30/2019	214
Pacific City Bank 1.6 8/30/2019	69406PCL1	8/30/2017	245,000.00	245,000.00	245,000.00	244,074.39	1.600	1.600	8/30/2019	183
Plains State Bank Texas 1.6 5/21/2019	726547AX0	11/21/2017	245,000.00	245,000.00	245,000.00	244,625.15	1.600	1.600	5/21/2019	82
Plus International Bank 1.85 3/13/2020	72940UJA4	12/13/2017	245,000.00	245,000.00	245,000.00	243,315.38	1.850	1.850	3/13/2020	379
PrimeSouth Bank 1.75 11/29/2019	74161ACY1	11/29/2017	245,000.00	245,000.00	245,000.00	243,810.28	1.750	1.750	11/29/2019	274
Rockford B&T IL 1.6 5/28/2019	77315PBK7	11/27/2017	245,000.00	245,000.00	245,000.00	244,583.75	1.600	1.600	5/28/2019	89
SIGNATURE BK OF ARKANSAS 1.65 9/9/2019	82669LHE6	9/8/2017	245,000.00	245,000.00	245,000.00	244,090.56	1.650	1.650	9/9/2019	193
Southern States Bank 1.7 11/29/2019	843879AV9	11/30/2017	245,000.00	245,000.00	245,000.00	243,719.63	1.700	1.700	11/29/2019	274
STEARNS BANK NA 1.6 3/13/2019	857894UF4	9/13/2017	245,000.00	245,000.00	245,000.00	244,946.84	1.600	1.600	3/13/2019	13
STERLING BANK POP BL MO 1.65 5/8/2019	85916VCF0	9/8/2017	245,000.00	245,000.00	245,000.00	244,721.68	1.650	1.650	5/8/2019	69
Summit Community Bank 1.6 11/21/2019	86604XMF0	11/21/2017	245,000.00	245,000.00	245,000.00	243,589.54	1.600	1.600	11/21/2019	266
TOUCHMARK NATIONAL BANK 1.65 9/20/2019	89155MBB2	9/20/2017	245,000.00	245,000.00	245,000.00	244,030.05	1.650	1.650	9/20/2019	204
Town & Country Bank 1.6 10/28/2019	89210PBL6	10/27/2017	245,000.00	245,000.00	245,000.00	243,733.84	1.600	1.600	10/28/2019	242
Unity Bank 1.7 7/17/2019	91330ABB2	10/13/2017	245,000.00	245,707.00	245,153.07	244,591.83	1.700	1.534	7/17/2019	139
Washington Savings Bank 1.75 5/15/2020	939693AG2	11/15/2017	245,000.00	245,000.00	245,000.00	242,656.58	1.750	1.750	5/15/2020	442

Description	CUSIP/Ticker	Settlement Date	Face Amount/Shares	Cost Value	Book Value	Market Value	Coupon Rate	YTM @ Cost	Maturity Date	Days To Maturity
WASHINGTON TRST WESTERLY 1.6 3/8/2019	940637JJ1	9/8/2017	245,000.00	245,000.00	245,000.00	244,966.44	1.600	1.600	3/8/2019	8
Wex Bank 1.7 11/1/2019	92937CGF9	11/1/2017	245,000.00	245,000.00	245,000.00	243,874.96	1.700	1.700	11/1/2019	246
Woodland Bank 1.7 11/25/2019	979471AD1	11/24/2017	245,000.00	245,000.00	245,000.00	243,742.66	1.700	1.700	11/25/2019	270
<b>Sub Total / Average</b>			<b>18,375,000.00</b>	<b>18,375,501.81</b>	<b>18,375,113.30</b>	<b>18,300,282.49</b>	<b>1.709</b>	<b>1.708</b>		<b>222</b>
<b>Local Government Investment Pool</b>										
TexasDaily LGIP	TEXASDAILY	8/31/2008	18,225,537.73	18,225,537.73	18,225,537.73	18,225,537.73	2.400	2.400	N/A	1
TexPool LGIP	TEXPOOL	8/31/2008	18,919,214.64	18,919,214.64	18,919,214.64	18,919,214.64	2.397	2.397	N/A	1
TexStar LGIP	TEXSTAR	8/31/2008	20,078,687.11	20,078,687.11	20,078,687.11	20,078,687.11	2.400	2.400	N/A	1
<b>Sub Total / Average</b>			<b>57,223,439.48</b>	<b>57,223,439.48</b>	<b>57,223,439.48</b>	<b>57,223,439.48</b>	<b>2.399</b>	<b>2.399</b>		<b>1</b>
<b>Money Market</b>										
Wells Fargo MM	WFCITY	8/31/2008	31,674,283.80	31,674,283.80	31,674,283.80	31,674,283.80	2.310	2.310	N/A	1
<b>Sub Total / Average</b>			<b>31,674,283.80</b>	<b>31,674,283.80</b>	<b>31,674,283.80</b>	<b>31,674,283.80</b>	<b>2.310</b>	<b>2.310</b>		<b>1</b>
<b>Municipal</b>										
Chester County 1.839 5/15/2019	165573C20	8/31/2017	500,000.00	503,425.00	500,428.82	499,120.00	1.839	1.431	5/15/2019	76
Clayton SD C BABS 4.5 3/1/2019	184270JJ6	8/29/2017	1,165,000.00	1,218,438.55	1,165,295.79	1,165,000.00	4.500	1.410	3/1/2019	1
Columbus D 2.61 8/15/2019	199492HB8	8/29/2017	1,000,000.00	1,021,750.00	1,005,144.83	998,590.00	2.610	1.480	8/15/2019	168
FLORIDA ST BRD ADMIN FIN CORP REV 2.163 7/1/2019	341271AA2	9/29/2017	1,000,000.00	1,005,190.00	1,001,010.08	998,390.00	2.163	1.860	7/1/2019	123
Massachusetts 1.88 5/1/2019	57582P2S8	8/29/2017	1,000,000.00	1,007,560.00	1,000,791.16	998,780.00	1.880	1.420	5/1/2019	62
Morgan Hill CA 2.06 8/1/2019	617403EK2	8/29/2017	1,000,000.00	1,010,750.00	1,002,376.81	997,570.00	2.060	1.490	8/1/2019	154
New York St Dorm 1.97 3/15/2020	64990EEK9	11/17/2017	625,000.00	627,400.00	626,079.71	620,168.75	1.970	1.800	3/15/2020	381
New York State Dormitory Authority 1.7 2/15/2020	64990FGR9	11/17/2017	1,000,000.00	997,800.00	999,055.20	990,660.00	1.700	1.801	2/15/2020	352
Oklahoma State Water Res 3.055 4/1/2020	67919PKX0	11/20/2017	2,920,000.00	3,001,993.60	2,957,865.43	2,931,329.60	3.055	1.835	4/1/2020	398
State of California 2.25 10/1/2019	13063DDD7	12/5/2017	1,000,000.00	1,007,480.00	1,002,428.72	998,060.00	2.250	1.830	10/1/2019	215
State of California 2.3 10/1/2020	13063DDE5	12/5/2017	1,000,000.00	1,008,720.00	1,004,917.87	995,060.00	2.300	1.981	10/1/2020	581
State of California 6.2 3/1/2019	13063BFU1	11/20/2017	270,000.00	285,317.10	270,099.68	270,000.00	6.200	1.700	3/1/2019	1
<b>Sub Total / Average</b>			<b>12,480,000.00</b>	<b>12,695,824.25</b>	<b>12,535,494.10</b>	<b>12,462,728.35</b>	<b>2.640</b>	<b>1.696</b>		<b>248</b>
<b>US Agency</b>										
FAMC 1.52 7/15/2019-18	3132X0WA5	8/25/2017	1,000,000.00	1,000,000.00	1,000,000.00	996,681.00	1.520	1.520	7/15/2019	137
FAMC 1.65 12/20/2019	3132X0MF5	11/15/2017	600,000.00	597,624.89	599,081.41	595,809.60	1.650	1.843	12/20/2019	295
FAMC 1.75 7/27/2020	3132X0NU1	11/15/2017	800,000.00	796,764.64	798,305.76	789,986.40	1.750	1.904	7/27/2020	515
FFCB 1.12 6/27/2019-18	3133EGHD0	8/25/2017	2,000,000.00	1,988,500.00	1,997,932.78	1,991,674.00	1.120	1.438	6/27/2019	119
FHLB 0 2/14/2020	313384TB5	2/14/2019	10,000,000.00	9,748,555.56	9,758,200.00	9,756,940.00	0.000	2.544	2/14/2020	351
FHLB 0 3/8/2019	313384CU1	1/7/2019	4,000,000.00	3,984,033.33	3,997,871.11	3,998,148.00	0.000	2.405	3/8/2019	8

Description	CUSIP/Ticker	Settlement Date	Face Amount/Shares	Cost Value	Book Value	Market Value	Coupon Rate	YTM @ Cost	Maturity Date	Days To Maturity
FHLB 0 5/17/2019	313384FS3	1/9/2019	9,000,000.00	8,921,920.00	8,952,420.00	8,953,416.00	0.000	2.461	5/17/2019	78
FHLB 0 5/2/2019	313384FB0	12/20/2018	15,000,000.00	14,863,675.00	14,935,425.00	14,937,480.00	0.000	2.483	5/2/2019	63
FHLB 0 5/21/2019	313384FW4	1/29/2019	6,000,000.00	5,955,013.33	5,967,063.33	5,967,330.00	0.000	2.428	5/21/2019	82
FHLB 0 5/30/2019	313384GF0	12/20/2018	10,000,000.00	9,891,325.00	9,938,575.00	9,939,500.00	0.000	2.457	5/30/2019	91
FHLB 0 6/13/2019	313384GV5	1/31/2019	13,000,000.00	12,885,693.89	12,909,758.33	12,908,363.00	0.000	2.401	6/13/2019	105
FHLB 0 6/26/2019	313384HJ1	1/31/2019	3,000,000.00	2,971,043.33	2,976,596.66	2,976,210.00	0.000	2.403	6/26/2019	118
FHLB 0 7/25/2019	313384JP5	2/4/2019	10,000,000.00	9,884,575.00	9,900,775.00	9,899,830.00	0.000	2.458	7/25/2019	147
FHLB 0 7/26/2019	313384JQ3	1/28/2019	9,556,000.00	9,439,589.34	9,459,749.85	9,459,618.18	0.000	2.480	7/26/2019	148
FHLB 0 8/12/2019	313384KH1	12/28/2018	30,000,000.00	29,532,758.33	29,660,375.00	29,659,710.00	0.000	2.509	8/12/2019	165
FHLB 0 8/12/2019	313384KH1	1/7/2019	30,000,000.00	29,560,575.00	29,665,875.00	29,659,710.00	0.000	2.466	8/12/2019	165
FHLB 0 8/16/2019	313384KM0	2/19/2019	700,000.00	691,537.58	691,965.46	691,866.00	0.000	2.475	8/16/2019	169
FHLB 0 8/2/2019	313384JX8	2/14/2019	1,624,000.00	1,605,436.10	1,606,973.94	1,606,701.15	0.000	2.463	8/2/2019	155
FHLB 0 8/2/2019	313384JX8	2/8/2019	10,000,000.00	9,881,631.94	9,895,159.72	9,893,480.00	0.000	2.464	8/2/2019	155
FHLB 0 8/23/2019	313384KU2	2/22/2019	25,000,000.00	24,688,704.17	24,698,966.67	24,697,400.00	0.000	2.494	8/23/2019	176
FHLB 0 8/26/2019	313384KX6	2/14/2019	3,350,000.00	3,306,178.28	3,309,357.06	3,308,754.80	0.000	2.472	8/26/2019	179
FHLB 0 9/20/2019	313384LY3	12/20/2018	1,100,000.00	1,078,232.22	1,083,793.33	1,084,554.90	0.000	2.652	9/20/2019	204
FHLB 0.875 8/5/2019	3130A8Y72	12/10/2018	11,000,000.00	10,874,380.00	10,916,075.15	10,925,134.00	0.875	2.650	8/5/2019	158
FHLB 0.875 8/5/2019	3130A8Y72	1/9/2019	1,700,000.00	1,690,357.62	1,692,651.20	1,688,429.80	0.875	1.876	8/5/2019	158
FHLB 1 9/26/2019	3130A9EP2	10/11/2018	2,000,000.00	1,968,380.00	1,981,028.00	1,983,078.00	1.000	2.682	9/26/2019	210
FHLB 1.26 3/15/2019-17	3130A7G25	8/25/2017	1,000,000.00	998,500.00	999,954.46	999,642.00	1.260	1.358	3/15/2019	15
FHLB 1.36 3/29/2019	3130ABQ25	9/15/2017	3,000,000.00	2,998,953.44	2,999,941.44	2,997,975.00	1.360	1.383	3/29/2019	29
FHLB 1.375 7/26/2019-19	3130ABB21	8/25/2017	1,000,000.00	999,650.00	999,925.04	995,583.00	1.375	1.393	7/26/2019	148
FHLB 1.375 9/13/2019	313380FB8	9/15/2017	3,000,000.00	2,995,122.02	2,998,675.20	2,981,733.00	1.375	1.458	9/13/2019	197
FHLB 1.5 9/27/2019	313382H89	9/15/2017	2,045,000.00	2,046,506.95	2,045,430.26	2,033,431.44	1.500	1.463	9/27/2019	211
FHLB 1.6 5/30/2019	313379KL2	8/29/2017	1,000,000.00	1,004,101.62	1,000,598.02	997,766.00	1.600	1.362	5/30/2019	91
FHLB 1.625 6/14/2019	313379EE5	12/12/2018	985,000.00	980,315.34	982,271.57	982,605.47	1.625	2.578	6/14/2019	106
FHLMC 1.1 6/28/2019-17	3134G9G84	8/29/2017	1,000,000.00	994,950.00	999,080.42	995,755.00	1.100	1.380	6/28/2019	120
FHLMC 1.125 4/15/2019	3137EADZ9	9/12/2017	1,000,000.00	997,515.85	999,796.24	998,475.00	1.125	1.283	4/15/2019	46
FHLMC 1.125 5/28/2019-17	3134GAXB5	8/25/2017	1,000,000.00	995,375.00	999,342.42	996,982.00	1.125	1.392	5/28/2019	89
FHLMC 1.3 8/23/2019	3134G9S4	11/14/2017	250,000.00	247,625.00	249,349.57	248,499.75	1.300	1.846	8/23/2019	176
FHLMC 2 7/30/2019	3134G3JM3	9/12/2017	1,000,000.00	1,011,798.43	1,002,645.08	997,948.00	2.000	1.363	7/30/2019	152
FHLMC 3.75 3/27/2019	3137EACA5	9/15/2017	3,000,000.00	3,107,356.69	3,005,640.12	3,002,973.00	3.750	1.383	3/27/2019	27
<b>Sub Total / Average</b>			<b>229,710,000.00</b>	<b>227,184,254.89</b>	<b>227,676,624.60</b>	<b>227,599,173.49</b>	<b>0.232</b>	<b>2.379</b>		<b>146</b>
<b>US Treasury</b>										
T-Bond 0.75 8/15/2019	9128282B5	2/1/2019	5,000,000.00	4,954,492.19	4,960,793.27	4,959,570.30	0.750	2.463	8/15/2019	168
T-Note 0.75 7/15/2019	912828S43	8/29/2017	1,000,000.00	989,552.42	997,910.48	993,671.88	0.750	1.315	7/15/2019	137
T-Note 0.875 4/15/2019	912828Q52	12/8/2017	1,500,000.00	1,482,933.15	1,498,407.56	1,497,091.74	0.875	1.730	4/15/2019	46
T-Note 0.875 9/15/2019	9128282G4	12/8/2017	1,500,000.00	1,476,598.04	1,492,791.04	1,486,816.41	0.875	1.775	9/15/2019	199
T-Note 1 10/15/2019	912828T59	12/4/2017	2,000,000.00	1,972,981.71	1,990,901.19	1,981,093.76	1.000	1.739	10/15/2019	229

Description	CUSIP/Ticker	Settlement Date	Face Amount/Shares	Cost Value	Book Value	Market Value	Coupon Rate	YTM @ Cost	Maturity Date	Days To Maturity
T-Note 1 11/30/2019	912828UB4	12/4/2017	2,000,000.00	1,971,188.27	1,989,086.47	1,977,031.24	1.000	1.740	11/30/2019	275
T-Note 1 6/30/2019	912828TC4	10/11/2018	2,000,000.00	1,978,284.42	1,989,888.16	1,990,156.24	1.000	2.530	6/30/2019	122
T-Note 1 8/31/2019	912828TN0	8/29/2017	1,000,000.00	993,687.16	998,413.17	992,343.75	1.000	1.320	8/31/2019	184
T-Note 1 8/31/2019	912828TN0	12/4/2017	2,000,000.00	1,975,442.36	1,992,884.09	1,984,687.50	1.000	1.720	8/31/2019	184
T-Note 1.125 5/31/2019	912828SX9	12/4/2017	2,000,000.00	1,983,015.24	1,997,122.29	1,993,281.24	1.125	1.705	5/31/2019	92
T-Note 1.25 3/31/2019	912828W97	9/4/2018	13,000,000.00	12,925,863.78	12,988,950.85	12,987,354.12	1.250	2.260	3/31/2019	31
T-Note 1.25 4/30/2019	912828ST8	12/4/2017	2,000,000.00	1,987,539.51	1,998,515.45	1,995,703.20	1.250	1.700	4/30/2019	61
T-Note 1.25 4/30/2019	912828ST8	8/29/2017	1,000,000.00	999,171.50	999,917.01	997,851.60	1.250	1.300	4/30/2019	61
T-Note 1.25 4/30/2019	912828ST8	10/11/2018	2,000,000.00	1,986,966.76	1,996,044.64	1,995,703.20	1.250	2.440	4/30/2019	61
T-Note 1.25 5/31/2019	912828XS4	10/11/2018	2,000,000.00	1,984,292.34	1,993,771.10	1,993,828.12	1.250	2.500	5/31/2019	92
T-Note 1.25 5/31/2019	912828XS4	8/29/2017	1,000,000.00	998,957.80	999,850.18	996,914.06	1.250	1.310	5/31/2019	92
T-Note 1.25 6/30/2019	912828XV7	12/4/2017	2,000,000.00	1,985,771.22	1,996,970.49	1,991,640.62	1.250	1.710	6/30/2019	122
T-Note 1.25 6/30/2019	912828XV7	8/29/2017	1,000,000.00	998,819.60	999,785.06	995,820.31	1.250	1.315	6/30/2019	122
T-Note 1.25 8/31/2019	9128282T6	12/15/2017	1,000,000.00	991,120.14	997,381.58	993,593.75	1.250	1.780	8/31/2019	184
T-Note 1.25 8/31/2019	9128282T6	10/11/2018	2,000,000.00	1,975,691.87	1,986,195.38	1,987,187.50	1.250	2.645	8/31/2019	184
T-Note 1.375 1/31/2020	912828UL2	12/8/2017	500,000.00	495,541.63	498,083.58	494,726.56	1.375	1.800	1/31/2020	337
T-Note 1.375 10/31/2020	912828L99	12/8/2017	500,000.00	492,776.04	495,828.13	490,410.16	1.375	1.890	10/31/2020	611
T-Note 1.375 2/29/2020	912828J50	12/8/2017	500,000.00	495,162.69	497,822.32	494,199.22	1.375	1.820	2/29/2020	366
T-Note 1.375 3/31/2020	912828J84	2/22/2019	10,000,000.00	9,873,828.13	9,875,706.62	9,874,609.40	1.375	2.543	3/31/2020	397
T-Note 1.375 3/31/2020	912828J84	12/8/2017	500,000.00	494,928.52	497,614.48	493,730.47	1.375	1.825	3/31/2020	397
T-Note 1.375 4/30/2020	912828K58	12/8/2017	500,000.00	494,748.07	497,434.13	493,222.66	1.375	1.825	4/30/2020	427
T-Note 1.375 7/31/2019	9128282K5	10/11/2018	2,000,000.00	1,980,915.42	1,990,034.33	1,990,625.00	1.375	2.580	7/31/2019	153
T-Note 1.375 7/31/2019	9128282K5	12/15/2017	1,000,000.00	993,763.54	998,390.93	995,312.50	1.375	1.765	7/31/2019	153
T-Note 1.375 7/31/2019	9128282K5	2/1/2019	5,000,000.00	4,973,437.50	4,977,421.88	4,976,562.50	1.375	2.456	7/31/2019	153
T-Note 1.375 8/31/2020	912828L32	12/8/2017	500,000.00	493,512.49	496,421.13	491,406.25	1.375	1.865	8/31/2020	550
T-Note 1.375 9/30/2020	912828L65	12/8/2017	500,000.00	493,250.69	496,188.32	490,878.91	1.375	1.870	9/30/2020	580
T-Note 1.5 10/31/2019	912828F62	12/8/2017	1,500,000.00	1,492,199.41	1,497,238.23	1,489,628.91	1.500	1.780	10/31/2019	245
T-Note 1.5 10/31/2019	912828F62	10/11/2018	2,000,000.00	1,975,207.22	1,984,222.78	1,986,171.88	1.500	2.700	10/31/2019	245
T-Note 1.5 11/30/2019	912828G61	12/8/2017	1,500,000.00	1,491,870.25	1,496,903.49	1,489,080.00	1.500	1.780	11/30/2019	275
T-Note 1.5 3/31/2019	912828SN1	12/4/2017	2,000,000.00	1,994,780.49	1,999,664.31	1,998,461.60	1.500	1.700	3/31/2019	31
T-Note 1.5 3/31/2019	912828SN1	10/11/2018	2,000,000.00	1,991,720.69	1,998,499.07	1,998,461.60	1.500	2.390	3/31/2019	31
T-Note 1.5 5/31/2019	912828WL0	10/11/2018	2,000,000.00	1,987,802.49	1,995,163.06	1,995,078.12	1.500	2.470	5/31/2019	92
	912828WL0	12/8/2017	1,500,000.00	1,494,767.34	1,499,106.86	1,496,308.59	1.500	1.740	5/31/2019	92

Description	CUSIP/Ticker	Settlement Date	Face Amount/Shares	Cost Value	Book Value	Market Value	Coupon Rate	YTM @ Cost	Maturity Date	Days To Maturity
T-Note 1.5 5/31/2019										
T-Note 1.5 5/31/2019	912828WL0	12/15/2017	1,000,000.00	996,269.11	999,354.81	997,539.06	1.500	1.760	5/31/2019	92
T-Note 1.5 5/31/2020	912828XE5	12/8/2017	500,000.00	495,779.68	497,864.19	493,535.16	1.500	1.850	5/31/2020	458
T-Note 1.5 7/15/2020	912828J8	12/8/2017	500,000.00	495,443.55	497,587.48	492,890.63	1.500	1.860	7/15/2020	503
T-Note 1.625 11/30/2020	912828M98	12/8/2017	500,000.00	496,036.37	497,664.81	492,128.91	1.625	1.900	11/30/2020	641
T-Note 1.625 12/31/2019	912828G95	12/4/2017	2,000,000.00	1,994,922.36	1,997,947.48	1,984,843.76	1.625	1.749	12/31/2019	306
T-Note 1.625 12/31/2019	912828G95	12/8/2017	1,500,000.00	1,494,702.56	1,497,847.26	1,488,632.82	1.625	1.800	12/31/2019	306
T-Note 1.625 3/31/2019	912828C65	12/15/2017	1,000,000.00	998,529.39	999,903.21	999,332.58	1.625	1.739	3/31/2019	31
T-Note 1.625 3/31/2019	912828C65	12/8/2017	1,500,000.00	1,498,149.04	1,499,879.96	1,498,998.87	1.625	1.720	3/31/2019	31
T-Note 1.625 3/31/2019	912828C65	12/4/2018	30,000,000.00	29,921,823.30	29,979,286.52	29,979,977.40	1.625	2.435	3/31/2019	31
T-Note 1.625 3/31/2019	912828C65	8/29/2017	1,000,000.00	1,005,369.09	1,000,287.46	999,332.58	1.625	1.282	3/31/2019	31
T-Note 1.625 4/30/2019	912828D23	12/15/2017	1,000,000.00	998,301.62	999,793.21	998,616.16	1.625	1.749	4/30/2019	61
T-Note 1.625 6/30/2019	912828WS5	12/8/2017	1,500,000.00	1,497,001.62	1,499,357.11	1,495,605.47	1.625	1.755	6/30/2019	122
T-Note 1.625 6/30/2019	912828WS5	12/15/2017	1,000,000.00	997,950.39	999,555.07	997,070.31	1.625	1.760	6/30/2019	122
T-Note 1.625 6/30/2020	912828XH8	12/8/2017	500,000.00	497,132.97	498,503.62	493,886.72	1.625	1.855	6/30/2020	488
T-Note 1.625 7/31/2019	912828WW6	10/25/2018	5,000,000.00	4,964,120.44	4,980,324.11	4,982,031.25	1.625	2.575	7/31/2019	153
T-Note 1.625 7/31/2019	912828WW6	12/8/2017	1,500,000.00	1,496,837.38	1,499,193.53	1,494,609.38	1.625	1.755	7/31/2019	153
T-Note 1.625 7/31/2019	912828WW6	12/21/2018	15,000,000.00	14,917,118.76	14,942,879.14	14,946,093.75	1.625	2.540	7/31/2019	153
T-Note 1.625 7/31/2019	912828WW6	12/4/2017	2,000,000.00	1,997,055.70	1,999,254.18	1,992,812.50	1.625	1.715	7/31/2019	153
T-Note 1.625 8/31/2019	912828D80	12/8/2017	1,500,000.00	1,496,304.34	1,498,922.34	1,493,144.54	1.625	1.770	8/31/2019	184
T-Note 1.75 11/30/2019	9128283H1	10/11/2018	2,000,000.00	1,978,125.00	1,985,504.52	1,988,125.00	1.750	2.733	11/30/2019	275
T-Note 1.75 9/30/2019	912828F39	12/4/2017	2,000,000.00	2,000,696.88	2,000,224.26	1,990,703.12	1.750	1.730	9/30/2019	214
T-Note 1.875 12/31/2019	9128283N8	10/11/2018	2,000,000.00	1,978,828.00	1,985,473.92	1,988,984.38	1.875	2.762	12/31/2019	306
T-Note 3.625 8/15/2019	912828LJ7	10/4/2018	5,000,000.00	5,043,826.03	5,023,373.88	5,025,195.30	3.625	2.590	8/15/2019	168
<b>Sub Total / Average</b>			<b>160,500,000.00</b>	<b>159,582,905.67</b>	<b>160,037,305.18</b>	<b>159,844,304.52</b>	<b>1.498</b>	<b>2.226</b>		<b>148</b>
<b>Total / Average</b>			<b>509,962,723.28</b>	<b>506,736,209.90</b>	<b>507,522,260.46</b>	<b>507,104,212.13</b>	<b>1.115</b>	<b>2.288</b>		<b>127</b>

City of El Paso  
Transactions Summary  
MONTHLY Proof for Accuracy - Transaction Summary  
Group By: Action  
Portfolio / Report Group: All Portfolios  
Begin Date: 11/30/2018, End Date: 02/28/2019

Description	CUSIP/Ticker	Broker/Dealer	Trade Date	Settlement Date	YTM @ Cost	Face Amount/Shares	Principal	Price	Interest/Dividends	Total
<b>Buy</b>										
FHLB 0 2/14/2020	313384TB5	Wells Fargo	2/14/2019	2/14/2019	2.544	10,000,000.00	9,748,555.56	97.485556	0.00	9,748,555.56
FHLB 0 2/21/2019	313384CD9	Wells Fargo	12/18/2018	12/19/2018	2.390	10,000,000.00	9,957,688.89	99.576889	0.00	9,957,688.89
FHLB 0 2/26/2019	313384CJ6	Wells Fargo	1/7/2019	1/8/2019	2.408	5,000,000.00	4,983,666.67	99.673333	0.00	4,983,666.67
FHLB 0 3/8/2019	313384CU1	Wells Fargo	1/7/2019	1/7/2019	2.405	4,000,000.00	3,984,033.33	99.600833	0.00	3,984,033.33
FHLB 0 5/17/2019	313384FS3	Wells Fargo	1/9/2019	1/9/2019	2.461	9,000,000.00	8,921,920.00	99.132444	0.00	8,921,920.00
FHLB 0 5/2/2019	313384FB0	Wells Fargo	12/20/2018	12/20/2018	2.483	15,000,000.00	14,863,675.00	99.091167	0.00	14,863,675.00
FHLB 0 5/21/2019	313384FW4	Wells Fargo	1/28/2019	1/29/2019	2.428	6,000,000.00	5,955,013.33	99.250222	0.00	5,955,013.33
FHLB 0 5/30/2019	313384GF0	Wells Fargo	12/20/2018	12/20/2018	2.457	10,000,000.00	9,891,325.00	98.91325	0.00	9,891,325.00
FHLB 0 6/13/2019	313384GV5	Wells Fargo	1/31/2019	1/31/2019	2.401	13,000,000.00	12,885,693.89	99.120722	0.00	12,885,693.89
FHLB 0 6/26/2019	313384HJ1	Wells Fargo	1/31/2019	1/31/2019	2.403	3,000,000.00	2,971,043.33	99.034778	0.00	2,971,043.33
FHLB 0 7/25/2019	313384JP5	Wells Fargo	2/4/2019	2/4/2019	2.458	10,000,000.00	9,884,575.00	98.84575	0.00	9,884,575.00
FHLB 0 7/26/2019	313384JQ3	Wells Fargo	1/28/2019	1/28/2019	2.480	9,556,000.00	9,439,589.34	98.781806	0.00	9,439,589.34
FHLB 0 8/12/2019	313384KH1	Wells Fargo	1/7/2019	1/7/2019	2.466	30,000,000.00	29,560,575.00	98.53525	0.00	29,560,575.00
FHLB 0 8/12/2019	313384KH1	Wells Fargo	12/28/2018	12/28/2018	2.509	30,000,000.00	29,532,758.33	98.442528	0.00	29,532,758.33
FHLB 0 8/16/2019	313384KM0	Wells Fargo	2/19/2019	2/19/2019	2.475	700,000.00	691,537.58	98.791083	0.00	691,537.58
FHLB 0 8/2/2019	313384JX8	Wells Fargo	2/14/2019	2/14/2019	2.463	1,624,000.00	1,605,436.10	98.856903	0.00	1,605,436.10
FHLB 0 8/2/2019	313384JX8	Wells Fargo	2/7/2019	2/8/2019	2.464	10,000,000.00	9,881,631.94	98.816319	0.00	9,881,631.94
FHLB 0 8/23/2019	313384KU2	Wells Fargo	2/21/2019	2/22/2019	2.494	25,000,000.00	24,688,704.17	98.754817	0.00	24,688,704.17
FHLB 0 8/26/2019	313384KX6	Wells Fargo	2/14/2019	2/14/2019	2.472	3,350,000.00	3,306,178.28	98.691889	0.00	3,306,178.28
FHLB 0 9/20/2019	313384LY3	Wells Fargo	12/20/2018	12/20/2018	2.652	1,100,000.00	1,078,232.22	98.021111	0.00	1,078,232.22
FHLB 0.875 8/5/2019	3130A8Y72	Wells Fargo	1/8/2019	1/9/2019	1.876	1,700,000.00	1,690,357.62	99.432801	6,363.19	1,696,720.81
FHLB 0.875 8/5/2019	3130A8Y72	Wells Fargo	12/10/2018	12/10/2018	2.650	11,000,000.00	10,874,380.00	98.858	33,420.14	10,907,800.14
FHLB 1.625 6/14/2019	313379EE5	Wells Fargo	12/11/2018	12/12/2018	2.578	985,000.00	980,315.34	99.5244	7,914.20	988,229.54
T-Bond 0.75 8/15/2019	9128282B5	Hilltop Securities	1/31/2019	2/1/2019	2.463	5,000,000.00	4,954,492.19	99.089844	17,323.37	4,971,815.56
T-Note 1.375 3/31/2020	912828J84	Wells Fargo	2/21/2019	2/22/2019	2.543	10,000,000.00	9,873,828.13	98.738281	54,773.35	9,928,601.48
T-Note 1.375 7/31/2019	9128282K5	Hilltop Securities	1/31/2019	2/1/2019	2.456	5,000,000.00	4,973,437.50	99.46875	189.92	4,973,627.42
T-Note 1.625 3/31/2019	912828C65	Wells Fargo	12/3/2018	12/4/2018	2.435	30,000,000.00	29,921,823.30	99.739411	87,053.57	30,008,876.87
T-Note 1.625 7/31/2019	912828WW6	Wells Fargo	12/20/2018	12/21/2018	2.540	15,000,000.00	14,917,118.76	99.447458	94,718.07	15,011,836.83



Description	CUSIP/Ticker	Broker/Dealer	Trade Date	Settlement Date	YTM @ Cost	Face Amount/Shares	Principal	Price	Interest/Dividends	Total
<b>Sub Total / Average</b>						<b>285,015,000.00</b>	<b>282,017,585.80</b>		<b>301,755.81</b>	<b>282,319,341.61</b>
<b>Deposit</b>										
TexasDaily LGIP	TEXASDAILY	None	2/28/2019	2/28/2019	0.000	38,936.41	38,936.41	100	0.00	38,936.41
TexasDaily LGIP	TEXASDAILY	None	1/31/2019	1/31/2019	0.000	25,309.57	25,309.57	100	0.00	25,309.57
TexasDaily LGIP	TEXASDAILY	None	1/31/2019	1/31/2019	0.000	12,000,000.00	12,000,000.00	100	0.00	12,000,000.00
TexasDaily LGIP	TEXASDAILY	None	12/31/2018	12/31/2018	0.000	34,805.10	34,805.10	100	0.00	34,805.10
TexPool LGIP	TEXPOOL	None	2/28/2019	2/28/2019	0.000	42,978.09	42,978.09	100	0.00	42,978.09
TexPool LGIP	TEXPOOL	None	1/31/2019	1/31/2019	0.000	29,099.56	29,099.56	100	0.00	29,099.56
TexPool LGIP	TEXPOOL	None	1/31/2019	1/31/2019	0.000	12,000,000.00	12,000,000.00	100	0.00	12,000,000.00
TexPool LGIP	TEXPOOL	None	12/31/2018	12/31/2018	0.000	33,439.00	33,439.00	100	0.00	33,439.00
TexStar LGIP	TEXSTAR	None	2/28/2019	2/28/2019	0.000	43,783.89	43,783.89	100	0.00	43,783.89
TexStar LGIP	TEXSTAR	None	1/31/2019	1/31/2019	0.000	29,491.20	29,491.20	100	0.00	29,491.20
TexStar LGIP	TEXSTAR	None	1/31/2019	1/31/2019	0.000	12,000,000.00	12,000,000.00	100	0.00	12,000,000.00
TexStar LGIP	TEXSTAR	None	12/31/2018	12/31/2018	0.000	34,198.25	34,198.25	100	0.00	34,198.25
Wells Fargo MM	WFCITY	None	2/28/2019	2/28/2019	0.000	40,888.79	40,888.79	100	0.00	40,888.79
Wells Fargo MM	WFCITY	None	2/28/2019	2/28/2019	0.000	22,500,000.00	22,500,000.00	100	0.00	22,500,000.00
Wells Fargo MM	WFCITY	None	2/27/2019	2/27/2019	0.000	3,700,000.00	3,700,000.00	100	0.00	3,700,000.00
Wells Fargo MM	WFCITY	None	2/26/2019	2/26/2019	0.000	5,000,000.00	5,000,000.00	100	0.00	5,000,000.00
Wells Fargo MM	WFCITY	None	2/21/2019	2/21/2019	0.000	12,000,000.00	12,000,000.00	100	0.00	12,000,000.00
Wells Fargo MM	WFCITY	None	2/20/2019	2/20/2019	0.000	1,200,000.00	1,200,000.00	100	0.00	1,200,000.00
Wells Fargo MM	WFCITY	None	2/15/2019	2/15/2019	0.000	5,500,000.00	5,500,000.00	100	0.00	5,500,000.00
Wells Fargo MM	WFCITY	None	2/12/2019	2/12/2019	0.000	5,300,000.00	5,300,000.00	100	0.00	5,300,000.00
Wells Fargo MM	WFCITY	None	2/7/2019	2/7/2019	0.000	26,700,000.00	26,700,000.00	100	0.00	26,700,000.00
Wells Fargo MM	WFCITY	None	2/6/2019	2/6/2019	0.000	1,700,000.00	1,700,000.00	100	0.00	1,700,000.00
Wells Fargo MM	WFCITY	None	2/5/2019	2/5/2019	0.000	17,600,000.00	17,600,000.00	100	0.00	17,600,000.00
Wells Fargo MM	WFCITY	None	2/1/2019	2/1/2019	0.000	50,233.52	50,233.52	100	0.00	50,233.52
Wells Fargo MM	WFCITY	None	1/30/2019	1/30/2019	0.000	11,300,000.00	11,300,000.00	100	0.00	11,300,000.00
Wells Fargo MM	WFCITY	None	1/23/2019	1/23/2019	0.000	3,300,000.00	3,300,000.00	100	0.00	3,300,000.00
Wells Fargo MM	WFCITY	None	1/22/2019	1/22/2019	0.000	1,100,000.00	1,100,000.00	100	0.00	1,100,000.00
Wells Fargo MM	WFCITY	None	1/18/2019	1/18/2019	0.000	9,500,000.00	9,500,000.00	100	0.00	9,500,000.00
Wells Fargo MM	WFCITY	None	1/16/2019	1/16/2019	0.000	19,600,000.00	19,600,000.00	100	0.00	19,600,000.00
Wells Fargo MM	WFCITY	None	1/15/2019	1/15/2019	0.000	6,500,000.00	6,500,000.00	100	0.00	6,500,000.00
Wells Fargo MM	WFCITY	None	1/11/2019	1/11/2019	0.000	5,800,000.00	5,800,000.00	100	0.00	5,800,000.00
Wells Fargo MM	WFCITY	None	1/4/2019	1/4/2019	0.000	1,000,000.00	1,000,000.00	100	0.00	1,000,000.00
Wells Fargo MM	WFCITY	None	1/3/2019	1/3/2019	0.000	4,900,000.00	4,900,000.00	100	0.00	4,900,000.00
Wells Fargo MM	WFCITY	None	1/2/2019	1/2/2019	0.000	9,400,000.00	9,400,000.00	100	0.00	9,400,000.00
Wells Fargo MM	WFCITY	None	12/31/2018	12/31/2018	0.000	32,848.51	32,848.51	100	0.00	32,848.51
Wells Fargo MM	WFCITY	None	12/31/2018	12/31/2018	0.000	4,700,000.00	4,700,000.00	100	0.00	4,700,000.00
Wells Fargo MM	WFCITY	None	12/26/2018	12/26/2018	0.000	16,500,000.00	16,500,000.00	100	0.00	16,500,000.00
Wells Fargo MM	WFCITY	None	12/19/2018	12/19/2018	0.000	66,600,000.00	66,600,000.00	100	0.00	66,600,000.00
Wells Fargo MM	WFCITY	None	12/18/2018	12/18/2018	0.000	2,600,000.00	2,600,000.00	100	0.00	2,600,000.00
Wells Fargo MM	WFCITY	None	12/17/2018	12/17/2018	0.000	10,200,000.00	10,200,000.00	100	0.00	10,200,000.00
Wells Fargo MM	WFCITY	None	12/11/2018	12/11/2018	0.000	5,800,000.00	5,800,000.00	100	0.00	5,800,000.00
Wells Fargo MM	WFCITY	None	12/7/2018	12/7/2018	0.000	270,000.00	270,000.00	100	0.00	270,000.00
Wells Fargo MM	WFCITY	None	12/6/2018	12/6/2018	0.000	5,700,000.00	5,700,000.00	100	0.00	5,700,000.00
<b>Sub Total / Average</b>						<b>322,406,011.89</b>	<b>322,406,011.89</b>		<b>0.00</b>	<b>322,406,011.89</b>
<b>Interest</b>										
BANK OF HOPE 1.6 3/22/2019	062683AN7	None	2/22/2019	2/22/2019	0.000	0.00	0.00		332.93	332.93

Description	CUSIP/Ticker	Broker/Dealer	Trade Date	Settlement Date	YTM @ Cost	Face Amount/Shares	Principal	Price	Interest/Dividends	Total
BANK OF HOPE 1.6 3/22/2019	062683AN7	None	1/22/2019	1/22/2019	0.000	0.00	0.00		332.93	332.93
BANK OF HOPE 1.6 3/22/2019	062683AN7	None	12/22/2018	12/22/2018	0.000	0.00	0.00		322.19	322.19
BANK OF PRINCETON 1.6 9/23/2019	064520AF6	None	2/22/2019	2/22/2019	0.000	0.00	0.00		332.93	332.93
BANK OF PRINCETON 1.6 9/23/2019	064520AF6	None	1/22/2019	1/22/2019	0.000	0.00	0.00		332.93	332.93
BANK OF PRINCETON 1.6 9/23/2019	064520AF6	None	12/22/2018	12/22/2018	0.000	0.00	0.00		322.19	322.19
Bank of Tennessee 1.9 3/23/2020	065284FW6	None	2/22/2019	2/22/2019	0.000	0.00	0.00		395.36	395.36
Bank of Tennessee 1.9 3/23/2020	065284FW6	None	1/22/2019	1/22/2019	0.000	0.00	0.00		395.36	395.36
Bank of Tennessee 1.9 3/23/2020	065284FW6	None	12/22/2018	12/22/2018	0.000	0.00	0.00		382.60	382.60
Bank of the Panhandle 1.65 9/30/2019	064302BC5	None	2/28/2019	2/28/2019	0.000	0.00	0.00		332.26	332.26
Bank of the Panhandle 1.65 9/30/2019	064302BC5	None	1/29/2019	1/29/2019	0.000	0.00	0.00		343.34	343.34
Bank of the Panhandle 1.65 9/30/2019	064302BC5	None	12/29/2018	12/29/2018	0.000	0.00	0.00		332.26	332.26
Bankers Bank Oklahoma OK 1.6 5/31/2019	06610QDL2	None	2/28/2019	2/28/2019	0.000	0.00	0.00		300.71	300.71
Bankers Bank Oklahoma OK 1.6 5/31/2019	06610QDL2	None	1/31/2019	1/31/2019	0.000	0.00	0.00		332.93	332.93
Bankers Bank Oklahoma OK 1.6 5/31/2019	06610QDL2	None	12/31/2018	12/31/2018	0.000	0.00	0.00		332.93	332.93
BANKUNITED 1.55 2/15/2019	066519EE5	None	2/15/2019	2/15/2019	0.000	0.00	0.00		957.18	957.18
Bell Bank Corp 1.95 12/27/2019	07815AAT4	None	12/28/2018	12/28/2018	0.000	0.00	0.00		2,395.29	2,395.29
Belmont Bank & Trust Co 1.65 7/5/2019	08016PCN7	None	2/4/2019	2/4/2019	0.000	0.00	0.00		343.34	343.34
Belmont Bank & Trust Co 1.65 7/5/2019	08016PCN7	None	1/4/2019	1/4/2019	0.000	0.00	0.00		343.34	343.34
Belmont Bank & Trust Co 1.65 7/5/2019	08016PCN7	None	12/4/2018	12/4/2018	0.000	0.00	0.00		332.26	332.26
BLC Community Bank 1.7 9/30/2019	05549CGP9	None	2/28/2019	2/28/2019	0.000	0.00	0.00		330.92	330.92
BLC Community Bank 1.7 9/30/2019	05549CGP9	None	1/30/2019	1/30/2019	0.000	0.00	0.00		353.74	353.74
BLC Community Bank 1.7 9/30/2019	05549CGP9	None	12/30/2018	12/30/2018	0.000	0.00	0.00		342.33	342.33
Boston Private Bank & TR 1.6 5/14/2019	101120DR1	None	2/14/2019	2/14/2019	0.000	0.00	0.00		332.93	332.93
Boston Private Bank & TR 1.6 5/14/2019	101120DR1	None	1/14/2019	1/14/2019	0.000	0.00	0.00		332.93	332.93
	101120DR1	None	12/14/2018	12/14/2018	0.000	0.00	0.00		322.19	322.19

Description	CUSIP/Ticker	Broker/Dealer	Trade Date	Settlement Date	YTM @ Cost	Face Amount/Shares	Principal	Price	Interest/Dividends	Total
Boston Private Bank & TR 1.6 5/14/2019										
Brickell Bank 2 12/27/2019	10801DAM3	None	2/28/2019	2/28/2019	0.000	0.00	0.00		402.74	402.74
Brickell Bank 2 12/27/2019	10801DAM3	None	1/29/2019	1/29/2019	0.000	0.00	0.00		416.16	416.16
Brickell Bank 2 12/27/2019	10801DAM3	None	12/29/2018	12/29/2018	0.000	0.00	0.00		402.74	402.74
Bridgewater Bank Bloom NM 1.75 5/15/2020	108622GB1	None	2/15/2019	2/15/2019	0.000	0.00	0.00		364.14	364.14
Bridgewater Bank Bloom NM 1.75 5/15/2020	108622GB1	None	1/15/2019	1/15/2019	0.000	0.00	0.00		364.14	364.14
Bridgewater Bank Bloom NM 1.75 5/15/2020	108622GB1	None	12/15/2018	12/15/2018	0.000	0.00	0.00		352.40	352.40
Capital Bank (AR) 2 2/19/2020	139797GJ7	None	2/19/2019	2/19/2019	0.000	0.00	0.00		416.16	416.16
Capital Bank (AR) 2 2/19/2020	139797GJ7	None	1/19/2019	1/19/2019	0.000	0.00	0.00		416.16	416.16
Capital Bank (AR) 2 2/19/2020	139797GJ7	None	12/19/2018	12/19/2018	0.000	0.00	0.00		402.74	402.74
Capital One Bank 1.75 8/30/2019	1404204T4	None	2/28/2019	2/28/2019	0.000	0.00	0.00		2,126.13	2,126.13
Capital One NA 1.75 8/30/2019	14042RHP9	None	2/28/2019	2/28/2019	0.000	0.00	0.00		2,126.13	2,126.13
Carolina Alliance Bank 2 1/21/2020	14376RBB2	None	2/19/2019	2/19/2019	0.000	0.00	0.00		416.16	416.16
Carolina Alliance Bank 2 1/21/2020	14376RBB2	None	1/19/2019	1/19/2019	0.000	0.00	0.00		416.16	416.16
Carolina Alliance Bank 2 1/21/2020	14376RBB2	None	12/19/2018	12/19/2018	0.000	0.00	0.00		402.74	402.74
CATHAY BANK 1.6 3/7/2019	149159LF0	None	2/7/2019	2/7/2019	0.000	0.00	0.00		332.93	332.93
CATHAY BANK 1.6 3/7/2019	149159LF0	None	1/7/2019	1/7/2019	0.000	0.00	0.00		332.93	332.93
CATHAY BANK 1.6 3/7/2019	149159LF0	None	12/7/2018	12/7/2018	0.000	0.00	0.00		322.19	322.19
Citizens First Bank 1.65 8/22/2019	17462TBB6	None	2/22/2019	2/22/2019	0.000	0.00	0.00		343.34	343.34
Citizens First Bank 1.65 8/22/2019	17462TBB6	None	1/22/2019	1/22/2019	0.000	0.00	0.00		343.34	343.34
Citizens First Bank 1.65 8/22/2019	17462TBB6	None	12/22/2018	12/22/2018	0.000	0.00	0.00		332.26	332.26
Citizens State Bank 1.75 11/22/2019	17670LAN6	None	2/22/2019	2/22/2019	0.000	0.00	0.00		364.14	364.14
Citizens State Bank 1.75 11/22/2019	17670LAN6	None	1/22/2019	1/22/2019	0.000	0.00	0.00		364.14	364.14
Citizens State Bank 1.75 11/22/2019	17670LAN6	None	12/22/2018	12/22/2018	0.000	0.00	0.00		352.40	352.40
Clinton Bank & Trust 1.8 12/13/2019	51508TAA4	None	2/15/2019	2/15/2019	0.000	0.00	0.00		374.55	374.55
Clinton Bank & Trust 1.8 12/13/2019	51508TAA4	None	1/15/2019	1/15/2019	0.000	0.00	0.00		374.55	374.55

Description	CUSIP/Ticker	Broker/Dealer	Trade Date	Settlement Date	YTM @ Cost	Face Amount/Shares	Principal	Price	Interest/Dividends	Total
Clinton Bank & Trust 1.8 12/13/2019	51508TAA4	None	12/15/2018	12/15/2018	0.000	0.00	0.00		362.47	362.47
Columbus D 2.61 8/15/2019	199492HB8	None	2/15/2019	2/15/2019	0.000	0.00	0.00		13,050.00	13,050.00
Commercial Bank Harrogate 1.55 7/8/2019	20143PDF4	None	2/6/2019	2/6/2019	0.000	0.00	0.00		322.53	322.53
Commercial Bank Harrogate 1.55 7/8/2019	20143PDF4	None	1/6/2019	1/6/2019	0.000	0.00	0.00		322.53	322.53
Commercial Bank Harrogate 1.55 7/8/2019	20143PDF4	None	12/6/2018	12/6/2018	0.000	0.00	0.00		312.12	312.12
Commonwealth Co-Op Bank MA 1.5 2/7/2019	202766AR2	None	2/7/2019	2/7/2019	0.000	0.00	0.00		312.12	312.12
Commonwealth Co-Op Bank MA 1.5 2/7/2019	202766AR2	None	1/7/2019	1/7/2019	0.000	0.00	0.00		312.12	312.12
Commonwealth Co-Op Bank MA 1.5 2/7/2019	202766AR2	None	12/7/2018	12/7/2018	0.000	0.00	0.00		302.05	302.05
ConnectOne Bank 1.95 6/15/2020	20786ABX2	None	2/13/2019	2/13/2019	0.000	0.00	0.00		405.76	405.76
ConnectOne Bank 1.95 6/15/2020	20786ABX2	None	1/13/2019	1/13/2019	0.000	0.00	0.00		405.76	405.76
ConnectOne Bank 1.95 6/15/2020	20786ABX2	None	12/13/2018	12/13/2018	0.000	0.00	0.00		392.67	392.67
Cook SD 5.2 12/1/2018	214613HY0	None	12/1/2018	12/1/2018	0.000	0.00	0.00		6,500.00	6,500.00
Crescom Bank 1.7 11/29/2019	225862DH1	None	2/28/2019	2/28/2019	0.000	0.00	0.00		342.33	342.33
Crescom Bank 1.7 11/29/2019	225862DH1	None	1/29/2019	1/29/2019	0.000	0.00	0.00		353.74	353.74
Crescom Bank 1.7 11/29/2019	225862DH1	None	12/29/2018	12/29/2018	0.000	0.00	0.00		342.33	342.33
Crossfirst Bank 1.7 11/20/2019	22766ABY0	None	2/20/2019	2/20/2019	0.000	0.00	0.00		353.74	353.74
Crossfirst Bank 1.7 11/20/2019	22766ABY0	None	1/20/2019	1/20/2019	0.000	0.00	0.00		353.74	353.74
Crossfirst Bank 1.7 11/20/2019	22766ABY0	None	12/20/2018	12/20/2018	0.000	0.00	0.00		342.33	342.33
Cumberland Federal Bank 1.9 10/2/2020	23062KBL5	None	2/2/2019	2/2/2019	0.000	0.00	0.00		395.36	395.36
Cumberland Federal Bank 1.9 10/2/2020	23062KBL5	None	1/2/2019	1/2/2019	0.000	0.00	0.00		395.36	395.36
Cumberland Federal Bank 1.9 10/2/2020	23062KBL5	None	12/2/2018	12/2/2018	0.000	0.00	0.00		382.60	382.60
DOUGLAS NATIONAL BANK 1.65 9/20/2019	259744DU1	None	2/20/2019	2/20/2019	0.000	0.00	0.00		343.34	343.34
DOUGLAS NATIONAL BANK 1.65 9/20/2019	259744DU1	None	1/20/2019	1/20/2019	0.000	0.00	0.00		343.34	343.34
DOUGLAS NATIONAL BANK 1.65 9/20/2019	259744DU1	None	12/20/2018	12/20/2018	0.000	0.00	0.00		332.26	332.26
Douglas SD 1.294 12/15/2018	259417FS7	None	12/15/2018	12/15/2018	0.000	0.00	0.00		1,617.50	1,617.50
	27113PBZ3	None	2/28/2019	2/28/2019	0.000	0.00	0.00		353.74	353.74

Description	CUSIP/Ticker	Broker/Dealer	Trade Date	Settlement Date	YTM @ Cost	Face Amount/Shares	Principal	Price	Interest/Dividends	Total
EAST BOSTON SAVINGS BANK 1.7 9/27/2019										
EAST BOSTON SAVINGS BANK 1.7 9/27/2019	27113PBZ3	None	1/28/2019	1/28/2019	0.000	0.00	0.00		353.74	353.74
EAST BOSTON SAVINGS BANK 1.7 9/27/2019	27113PBZ3	None	12/28/2018	12/28/2018	0.000	0.00	0.00		342.33	342.33
EVERGREEN BANK GROUP 1.6 9/27/2019	300185GE9	None	2/27/2019	2/27/2019	0.000	0.00	0.00		332.93	332.93
EVERGREEN BANK GROUP 1.6 9/27/2019	300185GE9	None	1/27/2019	1/27/2019	0.000	0.00	0.00		332.93	332.93
EVERGREEN BANK GROUP 1.6 9/27/2019	300185GE9	None	12/27/2018	12/27/2018	0.000	0.00	0.00		322.19	322.19
Fairfield National Bank 1.65 8/30/2019	304549BA5	None	2/28/2019	2/28/2019	0.000	0.00	0.00		321.18	321.18
Fairfield National Bank 1.65 8/30/2019	304549BA5	None	1/30/2019	1/30/2019	0.000	0.00	0.00		343.34	343.34
Fairfield National Bank 1.65 8/30/2019	304549BA5	None	12/30/2018	12/30/2018	0.000	0.00	0.00		332.26	332.26
FAMC 1.52 7/15/2019-18	3132X0WA5	None	1/15/2019	1/15/2019	0.000	0.00	0.00		7,600.00	7,600.00
FAMC 1.65 12/20/2019	3132X0MF5	None	12/20/2018	12/20/2018	0.000	0.00	0.00		4,950.00	4,950.00
FAMC 1.75 7/27/2020	3132X0NU1	None	1/27/2019	1/27/2019	0.000	0.00	0.00		7,000.00	7,000.00
Farmers & Merchants Bank (MD) 1.95 6/22/2020	30810NBC9	None	2/21/2019	2/21/2019	0.000	0.00	0.00		405.76	405.76
Farmers & Merchants Bank (MD) 1.95 6/22/2020	30810NBC9	None	1/21/2019	1/21/2019	0.000	0.00	0.00		405.76	405.76
Farmers & Merchants Bank (MD) 1.95 6/22/2020	30810NBC9	None	12/21/2018	12/21/2018	0.000	0.00	0.00		392.67	392.67
Farmers & Merchants Bank (WI) 1.75 12/13/2019	307811BL2	None	2/15/2019	2/15/2019	0.000	0.00	0.00		364.14	364.14
Farmers & Merchants Bank (WI) 1.75 12/13/2019	307811BL2	None	1/15/2019	1/15/2019	0.000	0.00	0.00		364.14	364.14
Farmers & Merchants Bank (WI) 1.75 12/13/2019	307811BL2	None	12/15/2018	12/15/2018	0.000	0.00	0.00		352.40	352.40
Farmers State Bank (IA) 1.85 9/20/2019	31034UAC2	None	2/22/2019	2/22/2019	0.000	0.00	0.00		384.95	384.95
Farmers State Bank (IA) 1.85 9/20/2019	31034UAC2	None	1/22/2019	1/22/2019	0.000	0.00	0.00		384.95	384.95
Farmers State Bank (IA) 1.85 9/20/2019	31034UAC2	None	12/22/2018	12/22/2018	0.000	0.00	0.00		372.53	372.53
FFCB 1.12 6/27/2019-18	3133EGHD0	None	12/27/2018	12/27/2018	0.000	0.00	0.00		11,200.00	11,200.00
FHLB 0.875 8/5/2019	3130A8Y72	None	2/5/2019	2/5/2019	0.000	0.00	0.00		7,437.50	7,437.50

Description	CUSIP/Ticker	Broker/Dealer	Trade Date	Settlement Date	YTM @ Cost	Face Amount/Shares	Principal	Price	Interest/Dividends	Total
FHLB 0.875 8/5/2019	3130A8Y72	None	2/5/2019	2/5/2019	0.000	0.00	0.00		48,125.00	48,125.00
FHLB 1.25 1/16/2019	3130AAE46	None	1/16/2019	1/16/2019	0.000	0.00	0.00		6,500.00	6,500.00
FHLB 1.27 2/27/2019	3130AAV62	None	2/27/2019	2/27/2019	0.000	0.00	0.00		6,350.00	6,350.00
FHLB 1.375 7/26/2019-19	3130ABB21	None	1/26/2019	1/26/2019	0.000	0.00	0.00		6,875.00	6,875.00
FHLB 1.625 6/14/2019	313379EE5	None	12/14/2018	12/14/2018	0.000	0.00	0.00		8,003.13	8,003.13
FHLB 1.75 12/14/2018	313376BR5	None	12/14/2018	12/14/2018	0.000	0.00	0.00		8,750.00	8,750.00
FHLMC 1.1 6/28/2019-17	3134G9G84	None	12/28/2018	12/28/2018	0.000	0.00	0.00		5,500.00	5,500.00
FHLMC 1.3 8/23/2019	3134G93S4	None	2/23/2019	2/23/2019	0.000	0.00	0.00		1,625.00	1,625.00
FHLMC 2 7/30/2019	3134G3JM3	None	1/30/2019	1/30/2019	0.000	0.00	0.00		10,000.00	10,000.00
FIRST BANK NC 1.6 9/30/2019	31931TET8	None	2/28/2019	2/28/2019	0.000	0.00	0.00		322.19	322.19
FIRST BANK NC 1.6 9/30/2019	31931TET8	None	1/29/2019	1/29/2019	0.000	0.00	0.00		332.93	332.93
FIRST BANK NC 1.6 9/30/2019	31931TET8	None	12/29/2018	12/29/2018	0.000	0.00	0.00		322.19	322.19
First BK Owasso 1.55 2/28/2019	31927LAF5	None	2/28/2019	2/28/2019	0.000	0.00	0.00		301.72	301.72
First BK Owasso 1.55 2/28/2019	31927LAF5	None	1/30/2019	1/30/2019	0.000	0.00	0.00		322.53	322.53
First BK Owasso 1.55 2/28/2019	31927LAF5	None	12/30/2018	12/30/2018	0.000	0.00	0.00		312.12	312.12
First State Bank Dequeen 1.5 6/28/2019	336460CC2	None	2/28/2019	2/28/2019	0.000	0.00	0.00		291.99	291.99
First State Bank Dequeen 1.5 6/28/2019	336460CC2	None	1/30/2019	1/30/2019	0.000	0.00	0.00		312.12	312.12
First State Bank Dequeen 1.5 6/28/2019	336460CC2	None	12/30/2018	12/30/2018	0.000	0.00	0.00		302.05	302.05
FLORIDA ST BRD ADMIN FIN CORP REV 2.163 7/1/2019	341271AA2	None	1/1/2019	1/1/2019	0.000	0.00	0.00		10,815.00	10,815.00
FNMA 1.2 1/29/2019-17	3135G0G31	None	1/29/2019	1/29/2019	0.000	0.00	0.00		6,000.00	6,000.00
FNMA 1.375 1/28/2019	3135G0H63	None	1/28/2019	1/28/2019	0.000	0.00	0.00		6,875.00	6,875.00
FNMA 1.7 2/27/2019	3136FTS67	None	2/27/2019	2/27/2019	0.000	0.00	0.00		8,500.00	8,500.00
Franklin Synergy Bank 1.7 6/28/2019	35471TDR0	None	2/28/2019	2/28/2019	0.000	0.00	0.00		330.92	330.92
Franklin Synergy Bank 1.7 6/28/2019	35471TDR0	None	1/30/2019	1/30/2019	0.000	0.00	0.00		353.74	353.74
Franklin Synergy Bank 1.7 6/28/2019	35471TDR0	None	12/30/2018	12/30/2018	0.000	0.00	0.00		342.33	342.33
Goldman Sachs Bank USA 1.6 2/28/2019	38148PNR4	None	2/28/2019	2/28/2019	0.000	0.00	0.00		1,943.89	1,943.89
Great Southern Bank 1.5 1/15/2019	39120VRZ9	None	1/15/2019	1/15/2019	0.000	0.00	0.00		312.12	312.12

Description	CUSIP/Ticker	Broker/Dealer	Trade Date	Settlement Date	YTM @ Cost	Face Amount/Shares	Principal	Price	Interest/Dividends	Total
Great Southern Bank 1.5 1/15/2019	39120VRZ9	None	12/15/2018	12/15/2018	0.000	0.00	0.00		302.05	302.05
GUARANTY B&T CO DENVER 1.6 6/13/2019	400820CD6	None	2/13/2019	2/13/2019	0.000	0.00	0.00		332.93	332.93
GUARANTY B&T CO DENVER 1.6 6/13/2019	400820CD6	None	1/13/2019	1/13/2019	0.000	0.00	0.00		332.93	332.93
GUARANTY B&T CO DENVER 1.6 6/13/2019	400820CD6	None	12/13/2018	12/13/2018	0.000	0.00	0.00		322.19	322.19
Hanmi Bank 1.6 4/25/2019	410493CF5	None	2/25/2019	2/25/2019	0.000	0.00	0.00		332.93	332.93
Hanmi Bank 1.6 4/25/2019	410493CF5	None	1/25/2019	1/25/2019	0.000	0.00	0.00		332.93	332.93
Hanmi Bank 1.6 4/25/2019	410493CF5	None	12/25/2018	12/25/2018	0.000	0.00	0.00		322.19	322.19
Homeland Federal Svgs Bk 1.7 11/18/2019	43739PAD4	None	2/17/2019	2/17/2019	0.000	0.00	0.00		353.74	353.74
Homeland Federal Svgs Bk 1.7 11/18/2019	43739PAD4	None	1/17/2019	1/17/2019	0.000	0.00	0.00		353.74	353.74
Homeland Federal Svgs Bk 1.7 11/18/2019	43739PAD4	None	12/17/2018	12/17/2018	0.000	0.00	0.00		342.33	342.33
Horatio State BK 1.65 8/30/2019	44039TAH2	None	2/28/2019	2/28/2019	0.000	0.00	0.00		310.11	310.11
Horatio State BK 1.65 8/30/2019	44039TAH2	None	1/31/2019	1/31/2019	0.000	0.00	0.00		343.34	343.34
Horatio State BK 1.65 8/30/2019	44039TAH2	None	12/31/2018	12/31/2018	0.000	0.00	0.00		343.34	343.34
Iberia Bank (LA) 1.8 4/17/2019	45083AHD7	None	1/17/2019	1/17/2019	0.000	0.00	0.00	2,223.12		2,223.12
Independent Bank Memphis 1.7 5/18/2020	45383USR7	None	2/16/2019	2/16/2019	0.000	0.00	0.00		353.74	353.74
Independent Bank Memphis 1.7 5/18/2020	45383USR7	None	1/16/2019	1/16/2019	0.000	0.00	0.00		353.74	353.74
Independent Bank Memphis 1.7 5/18/2020	45383USR7	None	12/16/2018	12/16/2018	0.000	0.00	0.00		342.33	342.33
Insbank 1.9 2/19/2020	45776NCE4	None	2/19/2019	2/19/2019	0.000	0.00	0.00		395.36	395.36
Insbank 1.9 2/19/2020	45776NCE4	None	1/19/2019	1/19/2019	0.000	0.00	0.00		395.36	395.36
Insbank 1.9 2/19/2020	45776NCE4	None	12/19/2018	12/19/2018	0.000	0.00	0.00		382.60	382.60
International Bank Chicago 1.6 10/31/2019	45906ABT3	None	2/28/2019	2/28/2019	0.000	0.00	0.00		300.71	300.71
International Bank Chicago 1.6 10/31/2019	45906ABT3	None	1/31/2019	1/31/2019	0.000	0.00	0.00		332.93	332.93
International Bank Chicago 1.6 10/31/2019	45906ABT3	None	12/31/2018	12/31/2018	0.000	0.00	0.00		332.93	332.93
Isabella Bank 2 12/23/2019	464209CN3	None	2/22/2019	2/22/2019	0.000	0.00	0.00		416.16	416.16
Isabella Bank 2 12/23/2019	464209CN3	None	1/22/2019	1/22/2019	0.000	0.00	0.00		416.16	416.16
Isabella Bank 2 12/23/2019	464209CN3	None	12/22/2018	12/22/2018	0.000	0.00	0.00		402.74	402.74

Description	CUSIP/Ticker	Broker/Dealer	Trade Date	Settlement Date	YTM @ Cost	Face Amount/Shares	Principal	Price	Interest/Dividends	Total
Jefferson Bank & Trust Saint Louis 1.75 5/12/2	472376AC6	None	2/9/2019	2/9/2019	0.000	0.00	0.00		1,080.68	1,080.68
LAKE CITY BANK WARSAW 1.7 9/9/2019	508176CM4	None	2/8/2019	2/8/2019	0.000	0.00	0.00		353.74	353.74
LAKE CITY BANK WARSAW 1.7 9/9/2019	508176CM4	None	1/8/2019	1/8/2019	0.000	0.00	0.00		353.74	353.74
LAKE CITY BANK WARSAW 1.7 9/9/2019	508176CM4	None	12/8/2018	12/8/2018	0.000	0.00	0.00		342.33	342.33
Lakeside Bank 1.7 11/18/2019	51210SNU7	None	2/17/2019	2/17/2019	0.000	0.00	0.00		353.74	353.74
Lakeside Bank 1.7 11/18/2019	51210SNU7	None	1/17/2019	1/17/2019	0.000	0.00	0.00		353.74	353.74
Lakeside Bank 1.7 11/18/2019	51210SNU7	None	12/17/2018	12/17/2018	0.000	0.00	0.00		342.33	342.33
Marine Bank 1.65 5/28/2019	56817TAE1	None	2/28/2019	2/28/2019	0.000	0.00	0.00		343.34	343.34
Marine Bank 1.65 5/28/2019	56817TAE1	None	1/28/2019	1/28/2019	0.000	0.00	0.00		343.34	343.34
Marine Bank 1.65 5/28/2019	56817TAE1	None	12/28/2018	12/28/2018	0.000	0.00	0.00		332.26	332.26
Marlin Business Bank 1.45 2/6/2019	57116AQB7	None	2/6/2019	2/6/2019	0.000	0.00	0.00		301.72	301.72
Marlin Business Bank 1.45 2/6/2019	57116AQB7	None	1/6/2019	1/6/2019	0.000	0.00	0.00		301.72	301.72
Marlin Business Bank 1.45 2/6/2019	57116AQB7	None	12/6/2018	12/6/2018	0.000	0.00	0.00		291.99	291.99
Marquis Bank 1.7 11/29/2019	57161LAJ7	None	2/28/2019	2/28/2019	0.000	0.00	0.00		330.92	330.92
Marquis Bank 1.7 11/29/2019	57161LAJ7	None	1/30/2019	1/30/2019	0.000	0.00	0.00		353.74	353.74
Marquis Bank 1.7 11/29/2019	57161LAJ7	None	12/30/2018	12/30/2018	0.000	0.00	0.00		342.33	342.33
MERIDIAN BANK/BERWYN PA 1.45 12/17/2018	58958PDX9	None	12/17/2018	12/17/2018	0.000	0.00	0.00		311.46	311.46
Midsouth Bank Lafayette 1.7 7/15/2019	59805FAB5	None	2/14/2019	2/14/2019	0.000	0.00	0.00		353.74	353.74
Midsouth Bank Lafayette 1.7 7/15/2019	59805FAB5	None	1/14/2019	1/14/2019	0.000	0.00	0.00		353.74	353.74
Midsouth Bank Lafayette 1.7 7/15/2019	59805FAB5	None	12/14/2018	12/14/2018	0.000	0.00	0.00		342.33	342.33
Morgan Hill CA 2.06 8/1/2019	617403EK2	None	2/1/2019	2/1/2019	0.000	0.00	0.00		10,300.00	10,300.00
Morgan Stanley Pvt Bank 1.75 9/3/2019	61760ADR7	None	2/28/2019	2/28/2019	0.000	0.00	0.00		2,126.13	2,126.13
NEW REPUBLIC SAVINGS BNK 1.45 12/21/2018	64828QBL1	None	12/21/2018	12/21/2018	0.000	0.00	0.00		291.99	291.99
NEW YORK N Y CITY TRANSITIONAL FIN AUTH REV 2.12 2	64971WDG2	None	2/1/2019	2/1/2019	0.000	0.00	0.00		10,600.00	10,600.00
New York State Dormitory	64990FGR9	None	2/15/2019	2/15/2019	0.000	0.00	0.00		8,500.00	8,500.00



Description	CUSIP/Ticker	Broker/Dealer	Trade Date	Settlement Date	YTM @ Cost	Face Amount/Shares	Principal	Price	Interest/Dividends	Total
Authority 1.7 2/15/2020										
NORTHERN BANK & TRUST MA 1.7 9/30/2019	66476QBY3	None	12/29/2018	12/29/2018	0.000	0.00	0.00		1,038.40	1,038.40
Pacific City Bank 1.6 8/30/2019	69406PCL1	None	2/28/2019	2/28/2019	0.000	0.00	0.00		311.45	311.45
Pacific City Bank 1.6 8/30/2019	69406PCL1	None	1/30/2019	1/30/2019	0.000	0.00	0.00		332.93	332.93
Pacific City Bank 1.6 8/30/2019	69406PCL1	None	12/30/2018	12/30/2018	0.000	0.00	0.00		322.19	322.19
Pinnacle Bank 1.55 2/28/2019	72345SFN6	None	2/28/2019	2/28/2019	0.000	0.00	0.00		301.72	301.72
Pinnacle Bank 1.55 2/28/2019	72345SFN6	None	1/30/2019	1/30/2019	0.000	0.00	0.00		322.53	322.53
Pinnacle Bank 1.55 2/28/2019	72345SFN6	None	12/30/2018	12/30/2018	0.000	0.00	0.00		312.12	312.12
Plains State Bank Texas 1.6 5/21/2019	726547AX0	None	2/21/2019	2/21/2019	0.000	0.00	0.00		332.93	332.93
Plains State Bank Texas 1.6 5/21/2019	726547AX0	None	1/21/2019	1/21/2019	0.000	0.00	0.00		332.93	332.93
Plains State Bank Texas 1.6 5/21/2019	726547AX0	None	12/21/2018	12/21/2018	0.000	0.00	0.00		322.19	322.19
Plus International Bank 1.85 3/13/2020	72940UJA4	None	2/13/2019	2/13/2019	0.000	0.00	0.00		384.95	384.95
Plus International Bank 1.85 3/13/2020	72940UJA4	None	1/13/2019	1/13/2019	0.000	0.00	0.00		384.95	384.95
Plus International Bank 1.85 3/13/2020	72940UJA4	None	12/13/2018	12/13/2018	0.000	0.00	0.00		372.53	372.53
PrimeSouth Bank 1.75 11/29/2019	74161ACY1	None	2/28/2019	2/28/2019	0.000	0.00	0.00		352.40	352.40
PrimeSouth Bank 1.75 11/29/2019	74161ACY1	None	1/29/2019	1/29/2019	0.000	0.00	0.00		364.14	364.14
PrimeSouth Bank 1.75 11/29/2019	74161ACY1	None	12/29/2018	12/29/2018	0.000	0.00	0.00		352.40	352.40
Rockford B&T IL 1.6 5/28/2019	77315PBK7	None	2/27/2019	2/27/2019	0.000	0.00	0.00		332.93	332.93
Rockford B&T IL 1.6 5/28/2019	77315PBK7	None	1/27/2019	1/27/2019	0.000	0.00	0.00		332.93	332.93
Rockford B&T IL 1.6 5/28/2019	77315PBK7	None	12/27/2018	12/27/2018	0.000	0.00	0.00		322.19	322.19
SIGNATURE BK OF ARKANSAS 1.65 9/9/2019	82669LHE6	None	2/8/2019	2/8/2019	0.000	0.00	0.00		343.34	343.34
SIGNATURE BK OF ARKANSAS 1.65 9/9/2019	82669LHE6	None	1/8/2019	1/8/2019	0.000	0.00	0.00		343.34	343.34
SIGNATURE BK OF ARKANSAS 1.65 9/9/2019	82669LHE6	None	12/8/2018	12/8/2018	0.000	0.00	0.00		332.26	332.26
Southern States Bank 1.7 11/29/2019	843879AV9	None	2/28/2019	2/28/2019	0.000	0.00	0.00		330.92	330.92

Description	CUSIP/Ticker	Broker/Dealer	Trade Date	Settlement Date	YTM @ Cost	Face Amount/Shares	Principal	Price	Interest/Dividends	Total
Southern States Bank 1.7 11/29/2019	843879AV9	None	1/30/2019	1/30/2019	0.000	0.00	0.00		353.74	353.74
Southern States Bank 1.7 11/29/2019	843879AV9	None	12/30/2018	12/30/2018	0.000	0.00	0.00		342.33	342.33
STEARNS BANK NA 1.6 3/13/2019	857894UF4	None	2/13/2019	2/13/2019	0.000	0.00	0.00		332.93	332.93
STEARNS BANK NA 1.6 3/13/2019	857894UF4	None	1/13/2019	1/13/2019	0.000	0.00	0.00		332.93	332.93
STEARNS BANK NA 1.6 3/13/2019	857894UF4	None	12/13/2018	12/13/2018	0.000	0.00	0.00		322.19	322.19
STERLING BANK POP BL MO 1.65 5/8/2019	85916VCF0	None	2/8/2019	2/8/2019	0.000	0.00	0.00		343.34	343.34
STERLING BANK POP BL MO 1.65 5/8/2019	85916VCF0	None	1/8/2019	1/8/2019	0.000	0.00	0.00		343.34	343.34
STERLING BANK POP BL MO 1.65 5/8/2019	85916VCF0	None	12/8/2018	12/8/2018	0.000	0.00	0.00		332.26	332.26
Summit Community Bank 1.6 11/21/2019	86604XMF0	None	2/21/2019	2/21/2019	0.000	0.00	0.00		332.93	332.93
Summit Community Bank 1.6 11/21/2019	86604XMF0	None	1/21/2019	1/21/2019	0.000	0.00	0.00		332.93	332.93
Summit Community Bank 1.6 11/21/2019	86604XMF0	None	12/21/2018	12/21/2018	0.000	0.00	0.00		322.19	322.19
T-Bond 0.75 8/15/2019	9128282B5	None	2/15/2019	2/15/2019	0.000	0.00	0.00		18,750.00	18,750.00
TexasDaily LGIP	TEXASDAILY	None	2/28/2019	2/28/2019	0.000	0.00	0.00		38,936.41	38,936.41
TexasDaily LGIP	TEXASDAILY	None	1/31/2019	1/31/2019	0.000	0.00	0.00		25,309.57	25,309.57
TexasDaily LGIP	TEXASDAILY	None	12/31/2018	12/31/2018	0.000	0.00	0.00		34,805.10	34,805.10
TexPool LGIP	TEXPOOL	None	2/28/2019	2/28/2019	0.000	0.00	0.00		42,978.09	42,978.09
TexPool LGIP	TEXPOOL	None	1/31/2019	1/31/2019	0.000	0.00	0.00		29,099.56	29,099.56
TexPool LGIP	TEXPOOL	None	12/31/2018	12/31/2018	0.000	0.00	0.00		33,439.00	33,439.00
TexStar LGIP	TEXSTAR	None	2/28/2019	2/28/2019	0.000	0.00	0.00		43,783.89	43,783.89
TexStar LGIP	TEXSTAR	None	1/31/2019	1/31/2019	0.000	0.00	0.00		29,491.20	29,491.20
TexStar LGIP	TEXSTAR	None	12/31/2018	12/31/2018	0.000	0.00	0.00		34,198.25	34,198.25
T-Note 0.75 2/15/2019	912828P53	None	2/15/2019	2/15/2019	0.000	0.00	0.00		3,750.00	3,750.00
T-Note 0.75 7/15/2019	912828S43	None	1/15/2019	1/15/2019	0.000	0.00	0.00		3,750.00	3,750.00
T-Note 1 6/30/2019	912828TC4	None	12/31/2018	12/31/2018	0.000	0.00	0.00		10,000.00	10,000.00
T-Note 1 8/31/2019	912828TN0	None	2/28/2019	2/28/2019	0.000	0.00	0.00		10,000.00	10,000.00
T-Note 1 8/31/2019	912828TN0	None	2/28/2019	2/28/2019	0.000	0.00	0.00		5,000.00	5,000.00
T-Note 1.125 1/31/2019	912828V56	None	1/31/2019	1/31/2019	0.000	0.00	0.00		25,312.50	25,312.50
T-Note 1.125 1/31/2019	912828V56	None	1/31/2019	1/31/2019	0.000	0.00	0.00		11,250.00	11,250.00
T-Note 1.25 1/31/2019	912828SD3	None	1/31/2019	1/31/2019	0.000	0.00	0.00		62,500.00	62,500.00

Description	CUSIP/Ticker	Broker/Dealer	Trade Date	Settlement Date	YTM @ Cost	Face Amount/Shares	Principal	Price	Interest/Dividends	Total
T-Note 1.25 12/31/2018	912828U99	None	12/31/2018	12/31/2018	0.000	0.00	0.00		42,187.50	42,187.50
T-Note 1.25 12/31/2018	912828U99	None	12/31/2018	12/31/2018	0.000	0.00	0.00		12,500.00	12,500.00
T-Note 1.25 6/30/2019	912828XV7	None	12/31/2018	12/31/2018	0.000	0.00	0.00		12,500.00	12,500.00
T-Note 1.25 6/30/2019	912828XV7	None	12/31/2018	12/31/2018	0.000	0.00	0.00		6,250.00	6,250.00
T-Note 1.25 8/31/2019	9128282T6	None	2/28/2019	2/28/2019	0.000	0.00	0.00		6,250.00	6,250.00
T-Note 1.25 8/31/2019	9128282T6	None	2/28/2019	2/28/2019	0.000	0.00	0.00		12,500.00	12,500.00
T-Note 1.375 1/31/2020	912828UL2	None	1/31/2019	1/31/2019	0.000	0.00	0.00		3,437.50	3,437.50
T-Note 1.375 12/31/2018	912828RY8	None	12/31/2018	12/31/2018	0.000	0.00	0.00		6,875.00	6,875.00
T-Note 1.375 2/28/2019	912828SH4	None	2/28/2019	2/28/2019	0.000	0.00	0.00		20,625.00	20,625.00
T-Note 1.375 2/28/2019	912828SH4	None	2/28/2019	2/28/2019	0.000	0.00	0.00		96,250.00	96,250.00
T-Note 1.375 2/29/2020	912828J50	None	2/28/2019	2/28/2019	0.000	0.00	0.00		3,437.50	3,437.50
T-Note 1.375 7/31/2019	9128282K5	None	1/31/2019	1/31/2019	0.000	0.00	0.00		6,875.00	6,875.00
T-Note 1.375 7/31/2019	9128282K5	None	1/31/2019	1/31/2019	0.000	0.00	0.00		13,750.00	13,750.00
T-Note 1.375 8/31/2020	912828L32	None	2/28/2019	2/28/2019	0.000	0.00	0.00		3,437.50	3,437.50
T-Note 1.5 1/31/2019	912828B33	None	1/31/2019	1/31/2019	0.000	0.00	0.00		112,500.00	112,500.00
T-Note 1.5 1/31/2019	912828B33	None	1/31/2019	1/31/2019	0.000	0.00	0.00		7,500.00	7,500.00
T-Note 1.5 2/28/2019	912828C24	None	2/28/2019	2/28/2019	0.000	0.00	0.00		11,250.00	11,250.00
T-Note 1.5 2/28/2019	912828C24	None	2/28/2019	2/28/2019	0.000	0.00	0.00		15,000.00	15,000.00
T-Note 1.5 7/15/2020	9128282J8	None	1/15/2019	1/15/2019	0.000	0.00	0.00		3,750.00	3,750.00
T-Note 1.625 12/31/2019	912828G95	None	12/31/2018	12/31/2018	0.000	0.00	0.00		28,437.50	28,437.50
T-Note 1.625 6/30/2019	912828WS5	None	12/31/2018	12/31/2018	0.000	0.00	0.00		20,312.50	20,312.50
T-Note 1.625 6/30/2020	912828XH8	None	12/31/2018	12/31/2018	0.000	0.00	0.00		4,062.50	4,062.50
T-Note 1.625 7/31/2019	912828WW6	None	1/31/2019	1/31/2019	0.000	0.00	0.00		69,062.50	69,062.50
T-Note 1.625 7/31/2019	912828WW6	None	1/31/2019	1/31/2019	0.000	0.00	0.00		121,875.00	121,875.00
T-Note 1.625 8/31/2019	912828D80	None	2/28/2019	2/28/2019	0.000	0.00	0.00		12,187.50	12,187.50
T-Note 1.875 12/31/2019	9128283N8	None	12/31/2018	12/31/2018	0.000	0.00	0.00		18,750.00	18,750.00
T-Note 3.625 8/15/2019	912828LJ7	None	2/15/2019	2/15/2019	0.000	0.00	0.00		90,625.00	90,625.00
TOUCHMARK NATIONAL BANK 1.65 9/20/2019	89155MBB2	None	2/20/2019	2/20/2019	0.000	0.00	0.00		343.34	343.34
TOUCHMARK NATIONAL BANK 1.65 9/20/2019	89155MBB2	None	1/20/2019	1/20/2019	0.000	0.00	0.00		343.34	343.34
TOUCHMARK NATIONAL BANK 1.65 9/20/2019	89155MBB2	None	12/20/2018	12/20/2018	0.000	0.00	0.00		332.26	332.26
	89210PBL6	None	2/27/2019	2/27/2019	0.000	0.00	0.00		332.93	332.93

Description	CUSIP/Ticker	Broker/Dealer	Trade Date	Settlement Date	YTM @ Cost	Face Amount/Shares	Principal	Price	Interest/Dividends	Total
Town & Country Bank 1.6 10/28/2019										
Town & Country Bank 1.6 10/28/2019	89210PBL6	None	1/27/2019	1/27/2019	0.000	0.00	0.00		332.93	332.93
Town & Country Bank 1.6 10/28/2019	89210PBL6	None	12/27/2018	12/27/2018	0.000	0.00	0.00		322.19	322.19
Unity Bank 1.7 7/17/2019	91330ABB2	None	2/17/2019	2/17/2019	0.000	0.00	0.00		353.74	353.74
Unity Bank 1.7 7/17/2019	91330ABB2	None	1/17/2019	1/17/2019	0.000	0.00	0.00		353.74	353.74
Unity Bank 1.7 7/17/2019	91330ABB2	None	12/17/2018	12/17/2018	0.000	0.00	0.00		342.33	342.33
Washington Savings Bank 1.75 5/15/2020	939693AG2	None	2/15/2019	2/15/2019	0.000	0.00	0.00		364.14	364.14
Washington Savings Bank 1.75 5/15/2020	939693AG2	None	1/15/2019	1/15/2019	0.000	0.00	0.00		364.14	364.14
Washington Savings Bank 1.75 5/15/2020	939693AG2	None	12/15/2018	12/15/2018	0.000	0.00	0.00		352.40	352.40
Wells Fargo MM	WFCITY	None	2/28/2019	2/28/2019	0.000	0.00	0.00		40,888.79	40,888.79
Wells Fargo MM	WFCITY	None	2/1/2019	2/1/2019	0.000	0.00	0.00		50,233.52	50,233.52
Wells Fargo MM	WFCITY	None	12/31/2018	12/31/2018	0.000	0.00	0.00		32,848.51	32,848.51
Woodland Bank 1.7 11/25/2019	979471AD1	None	2/24/2019	2/24/2019	0.000	0.00	0.00		353.74	353.74
Woodland Bank 1.7 11/25/2019	979471AD1	None	1/24/2019	1/24/2019	0.000	0.00	0.00		353.74	353.74
Woodland Bank 1.7 11/25/2019	979471AD1	None	12/24/2018	12/24/2018	0.000	0.00	0.00		342.33	342.33
<b>Sub Total / Average</b>						<b>0.00</b>	<b>0.00</b>		<b>1,654,082.92</b>	<b>1,654,082.92</b>

**Matured**

BANKUNITED 1.55 2/15/2019	066519EE5	Hilltop Securities	2/15/2019	2/15/2019	0.000	245,000.00	245,000.00	0	0.00	245,000.00
Commonwealth Co-Op Bank MA 1.5 2/7/2019	202766AR2	Hilltop Securities	2/7/2019	2/7/2019	0.000	245,000.00	245,000.00	0	0.00	245,000.00
Cook SD 5.2 12/1/2018	214613HY0	Hilltop Securities	12/1/2018	12/1/2018	0.000	250,000.00	250,000.00	0	0.00	250,000.00
Douglas SD 1.294 12/15/2018	259417FS7	Hilltop Securities	12/15/2018	12/15/2018	0.000	250,000.00	250,000.00	0	0.00	250,000.00
FHLB 0 1/18/2019	313384AT6	Hilltop Securities	1/18/2019	1/18/2019	0.000	2,000,000.00	2,000,000.00	0	0.00	2,000,000.00
FHLB 0 2/15/2019	313384BX6	Hilltop Securities	2/15/2019	2/15/2019	0.000	2,000,000.00	2,000,000.00	0	0.00	2,000,000.00
FHLB 0 2/21/2019	313384CD9	Wells Fargo	2/21/2019	2/21/2019	0.000	10,000,000.00	10,000,000.00	0	0.00	10,000,000.00
FHLB 0 2/26/2019	313384CJ6	Wells Fargo	2/26/2019	2/26/2019	0.000	5,000,000.00	5,000,000.00	0	0.00	5,000,000.00
FHLB 1.25 1/16/2019	3130AAE46	Wells Fargo	1/16/2019	1/16/2019	0.000	1,040,000.00	1,040,000.00	0	0.00	1,040,000.00
FHLB 1.27 2/27/2019	3130AAV62	Wells Fargo	2/27/2019	2/27/2019	0.000	1,000,000.00	1,000,000.00	0	0.00	1,000,000.00
FHLB 1.75 12/14/2018	313376BR5	Wells Fargo	12/14/2018	12/14/2018	0.000	1,000,000.00	1,000,000.00	0	0.00	1,000,000.00
First BK Owasso 1.55 2/28/2019	31927LAF5	Hilltop Securities	2/28/2019	2/28/2019	0.000	245,000.00	245,000.00	0	0.00	245,000.00
FNMA 1.2 1/29/2019-17	3135G0G31	Hilltop Securities	1/29/2019	1/29/2019	0.000	1,000,000.00	1,000,000.00	0	0.00	1,000,000.00
FNMA 1.375 1/28/2019	3135G0H63	Wells Fargo	1/28/2019	1/28/2019	0.000	1,000,000.00	1,000,000.00	0	0.00	1,000,000.00

Description	CUSIP/Ticker	Broker/Dealer	Trade Date	Settlement Date	YTM @ Cost	Face Amount/Shares	Principal	Price	Interest/Dividends	Total
FNMA 1.7 2/27/2019	3136F5S67	Wells Fargo	2/27/2019	2/27/2019	0.000	1,000,000.00	1,000,000.00	0	0.00	1,000,000.00
Goldman Sachs Bank USA 1.6 2/28/2019	38148PNR4	Hilltop Securities	2/28/2019	2/28/2019	0.000	245,000.00	245,000.00	0	0.00	245,000.00
Great Southern Bank 1.5 1/15/2019	39120VRZ9	Hilltop Securities	1/15/2019	1/15/2019	0.000	245,000.00	245,000.00	0	0.00	245,000.00
Marlin Business Bank 1.45 2/6/2019	57116AQB7	Wells Fargo	2/6/2019	2/6/2019	0.000	245,000.00	245,000.00	0	0.00	245,000.00
MERIDIAN BANK/BERWYN PA 1.45 12/17/2018	58958PDX9	Wells Fargo	12/17/2018	12/17/2018	0.000	245,000.00	245,000.00	0	0.00	245,000.00
NEW REPUBLIC SAVINGS BNK 1.45 12/21/2018	64828QBL1	Wells Fargo	12/21/2018	12/21/2018	0.000	245,000.00	245,000.00	0	0.00	245,000.00
NEW YORK N Y CITY TRANSITIONAL FIN AUTH REV 2.12 2	64971WDG2	Wells Fargo	2/1/2019	2/1/2019	0.000	1,000,000.00	1,000,000.00	0	0.00	1,000,000.00
Pinnacle Bank 1.55 2/28/2019	72345SFN6	Hilltop Securities	2/28/2019	2/28/2019	0.000	245,000.00	245,000.00	0	0.00	245,000.00
T-Note 0.75 2/15/2019	912828P53	Wells Fargo	2/15/2019	2/15/2019	0.000	1,000,000.00	1,000,000.00	0	0.00	1,000,000.00
T-Note 1.125 1/31/2019	912828V56	Wells Fargo	1/31/2019	1/31/2019	0.000	1,000,000.00	1,000,000.00	0	0.00	1,000,000.00
T-Note 1.125 1/31/2019	912828V56	Wells Fargo	1/31/2019	1/31/2019	0.000	1,500,000.00	1,500,000.00	0	0.00	1,500,000.00
T-Note 1.125 1/31/2019	912828V56	Wells Fargo	1/31/2019	1/31/2019	0.000	2,000,000.00	2,000,000.00	0	0.00	2,000,000.00
T-Note 1.125 1/31/2019	912828V56	Wells Fargo	1/31/2019	1/31/2019	0.000	2,000,000.00	2,000,000.00	0	0.00	2,000,000.00
T-Note 1.25 1/31/2019	912828SD3	Wells Fargo	1/31/2019	1/31/2019	0.000	5,000,000.00	5,000,000.00	0	0.00	5,000,000.00
T-Note 1.25 1/31/2019	912828SD3	Wells Fargo	1/31/2019	1/31/2019	0.000	5,000,000.00	5,000,000.00	0	0.00	5,000,000.00
T-Note 1.25 12/31/2018	912828U99	Wells Fargo	12/31/2018	12/31/2018	0.000	250,000.00	250,000.00	0	0.00	250,000.00
T-Note 1.25 12/31/2018	912828U99	Wells Fargo	12/31/2018	12/31/2018	0.000	2,500,000.00	2,500,000.00	0	0.00	2,500,000.00
T-Note 1.25 12/31/2018	912828U99	Wells Fargo	12/31/2018	12/31/2018	0.000	4,000,000.00	4,000,000.00	0	0.00	4,000,000.00
T-Note 1.25 12/31/2018	912828U99	Wells Fargo	12/31/2018	12/31/2018	0.000	2,000,000.00	2,000,000.00	0	0.00	2,000,000.00
T-Note 1.375 12/31/2018	912828RY8	Wells Fargo	12/31/2018	12/31/2018	0.000	1,000,000.00	1,000,000.00	0	0.00	1,000,000.00
T-Note 1.375 2/28/2019	912828SH4	Wells Fargo	2/28/2019	2/28/2019	0.000	1,000,000.00	1,000,000.00	0	0.00	1,000,000.00
T-Note 1.375 2/28/2019	912828SH4	Wells Fargo	2/28/2019	2/28/2019	0.000	2,000,000.00	2,000,000.00	0	0.00	2,000,000.00
T-Note 1.375 2/28/2019	912828SH4	Wells Fargo	2/28/2019	2/28/2019	0.000	14,000,000.00	14,000,000.00	0	0.00	14,000,000.00
T-Note 1.5 1/31/2019	912828B33	Wells Fargo	1/31/2019	1/31/2019	0.000	15,000,000.00	15,000,000.00	0	0.00	15,000,000.00
T-Note 1.5 1/31/2019	912828B33	Wells Fargo	1/31/2019	1/31/2019	0.000	1,000,000.00	1,000,000.00	0	0.00	1,000,000.00
T-Note 1.5 2/28/2019	912828C24	Wells Fargo	2/28/2019	2/28/2019	0.000	1,500,000.00	1,500,000.00	0	0.00	1,500,000.00
T-Note 1.5 2/28/2019	912828C24	Wells Fargo	2/28/2019	2/28/2019	0.000	2,000,000.00	2,000,000.00	0	0.00	2,000,000.00
<b>Sub Total / Average</b>						<b>92,495,000.00</b>	<b>92,495,000.00</b>		<b>0.00</b>	<b>92,495,000.00</b>
<b>Withdraw</b>										
Logic LGIP	LOGIC01	None	1/29/2019	1/29/2019	0.000	3.54	3.54	0	0.00	3.54

Description	CUSIP/Ticker	Broker/Dealer	Trade Date	Settlement Date	YTM @ Cost	Face Amount/Shares	Principal	Price	Interest/Dividends	Total
TexasDaily LGIP	TEXASDAILY	None	2/22/2019	2/22/2019	0.000	4,000,000.00	4,000,000.00	0	0.00	4,000,000.00
TexasDaily LGIP	TEXASDAILY	None	1/10/2019	1/10/2019	0.000	2,700,000.00	2,700,000.00	0	0.00	2,700,000.00
TexasDaily LGIP	TEXASDAILY	None	1/9/2019	1/9/2019	0.000	2,900,000.00	2,900,000.00	0	0.00	2,900,000.00
TexasDaily LGIP	TEXASDAILY	None	1/8/2019	1/8/2019	0.000	1,500,000.00	1,500,000.00	0	0.00	1,500,000.00
TexasDaily LGIP	TEXASDAILY	None	12/4/2018	12/4/2018	0.000	5,000,000.00	5,000,000.00	0	0.00	5,000,000.00
TexPool LGIP	TEXPOOL	None	2/22/2019	2/22/2019	0.000	6,000,000.00	6,000,000.00	0	0.00	6,000,000.00
TexPool LGIP	TEXPOOL	None	1/9/2019	1/9/2019	0.000	2,900,000.00	2,900,000.00	0	0.00	2,900,000.00
TexPool LGIP	TEXPOOL	None	1/8/2019	1/8/2019	0.000	1,500,000.00	1,500,000.00	0	0.00	1,500,000.00
TexStar LGIP	TEXSTAR	None	2/22/2019	2/22/2019	0.000	5,000,000.00	5,000,000.00	0	0.00	5,000,000.00
TexStar LGIP	TEXSTAR	None	1/9/2019	1/9/2019	0.000	2,900,000.00	2,900,000.00	0	0.00	2,900,000.00
TexStar LGIP	TEXSTAR	None	1/8/2019	1/8/2019	0.000	1,500,000.00	1,500,000.00	0	0.00	1,500,000.00
TexStar LGIP	TEXSTAR	None	12/10/2018	12/10/2018	0.000	300,000.00	300,000.00	0	0.00	300,000.00
Wells Fargo MM	WFCITY	None	2/25/2019	2/25/2019	0.000	3,100,000.00	3,100,000.00	0	0.00	3,100,000.00
Wells Fargo MM	WFCITY	None	2/22/2019	2/22/2019	0.000	1,600,000.00	1,600,000.00	0	0.00	1,600,000.00
Wells Fargo MM	WFCITY	None	2/22/2019	2/22/2019	0.000	28,500,000.00	28,500,000.00	0	0.00	28,500,000.00
Wells Fargo MM	WFCITY	None	2/19/2019	2/19/2019	0.000	3,500,000.00	3,500,000.00	0	0.00	3,500,000.00
Wells Fargo MM	WFCITY	None	2/14/2019	2/14/2019	0.000	29,200,000.00	29,200,000.00	0	0.00	29,200,000.00
Wells Fargo MM	WFCITY	None	2/11/2019	2/11/2019	0.000	800,000.00	800,000.00	0	0.00	800,000.00
Wells Fargo MM	WFCITY	None	2/8/2019	2/8/2019	0.000	5,700,000.00	5,700,000.00	0	0.00	5,700,000.00
Wells Fargo MM	WFCITY	None	2/4/2019	2/4/2019	0.000	10,300,000.00	10,300,000.00	0	0.00	10,300,000.00
Wells Fargo MM	WFCITY	None	2/1/2019	2/1/2019	0.000	15,800,000.00	15,800,000.00	0	0.00	15,800,000.00
Wells Fargo MM	WFCITY	None	1/31/2019	1/31/2019	0.000	600,000.00	600,000.00	0	0.00	600,000.00
Wells Fargo MM	WFCITY	None	1/31/2019	1/31/2019	0.000	14,700,000.00	14,700,000.00	0	0.00	14,700,000.00
Wells Fargo MM	WFCITY	None	1/29/2019	1/29/2019	0.000	2,100,000.00	2,100,000.00	0	0.00	2,100,000.00
Wells Fargo MM	WFCITY	None	1/28/2019	1/28/2019	0.000	2,700,000.00	2,700,000.00	0	0.00	2,700,000.00
Wells Fargo MM	WFCITY	None	1/25/2019	1/25/2019	0.000	2,800,000.00	2,800,000.00	0	0.00	2,800,000.00
Wells Fargo MM	WFCITY	None	1/24/2019	1/24/2019	0.000	1,800,000.00	1,800,000.00	0	0.00	1,800,000.00
Wells Fargo MM	WFCITY	None	1/17/2019	1/17/2019	0.000	1,000,000.00	1,000,000.00	0	0.00	1,000,000.00
Wells Fargo MM	WFCITY	None	1/14/2019	1/14/2019	0.000	3,100,000.00	3,100,000.00	0	0.00	3,100,000.00
Wells Fargo MM	WFCITY	None	1/9/2019	1/9/2019	0.000	160,000.00	160,000.00	0	0.00	160,000.00
Wells Fargo MM	WFCITY	None	1/7/2019	1/7/2019	0.000	31,300,000.00	31,300,000.00	0	0.00	31,300,000.00
Wells Fargo MM	WFCITY	None	12/28/2018	12/28/2018	0.000	26,500,000.00	26,500,000.00	0	0.00	26,500,000.00
Wells Fargo MM	WFCITY	None	12/27/2018	12/27/2018	0.000	500,000.00	500,000.00	0	0.00	500,000.00
Wells Fargo MM	WFCITY	None	12/21/2018	12/21/2018	0.000	17,000,000.00	17,000,000.00	0	0.00	17,000,000.00
Wells Fargo MM	WFCITY	None	12/20/2018	12/20/2018	0.000	28,700,000.00	28,700,000.00	0	0.00	28,700,000.00
Wells Fargo MM	WFCITY	None	12/19/2018	12/19/2018	0.000	11,600,000.00	11,600,000.00	0	0.00	11,600,000.00
Wells Fargo MM	WFCITY	None	12/14/2018	12/14/2018	0.000	1,400,000.00	1,400,000.00	0	0.00	1,400,000.00
Wells Fargo MM	WFCITY	None	12/13/2018	12/13/2018	0.000	1,700,000.00	1,700,000.00	0	0.00	1,700,000.00
Wells Fargo MM	WFCITY	None	12/12/2018	12/12/2018	0.000	2,400,000.00	2,400,000.00	0	0.00	2,400,000.00
Wells Fargo MM	WFCITY	None	12/10/2018	12/10/2018	0.000	11,000,000.00	11,000,000.00	0	0.00	11,000,000.00
Wells Fargo MM	WFCITY	None	12/4/2018	12/4/2018	0.000	2,600,000.00	2,600,000.00	0	0.00	2,600,000.00
Wells Fargo MM	WFCITY	None	12/4/2018	12/4/2018	0.000	25,000,000.00	25,000,000.00	0	0.00	25,000,000.00
Wells Fargo MM	WFCITY	None	12/3/2018	12/3/2018	0.000	1,200,000.00	1,200,000.00	0	0.00	1,200,000.00
<b>Sub Total / Average</b>						<b>324,560,003.54</b>	<b>324,560,003.54</b>		<b>0.00</b>	<b>324,560,003.54</b>