



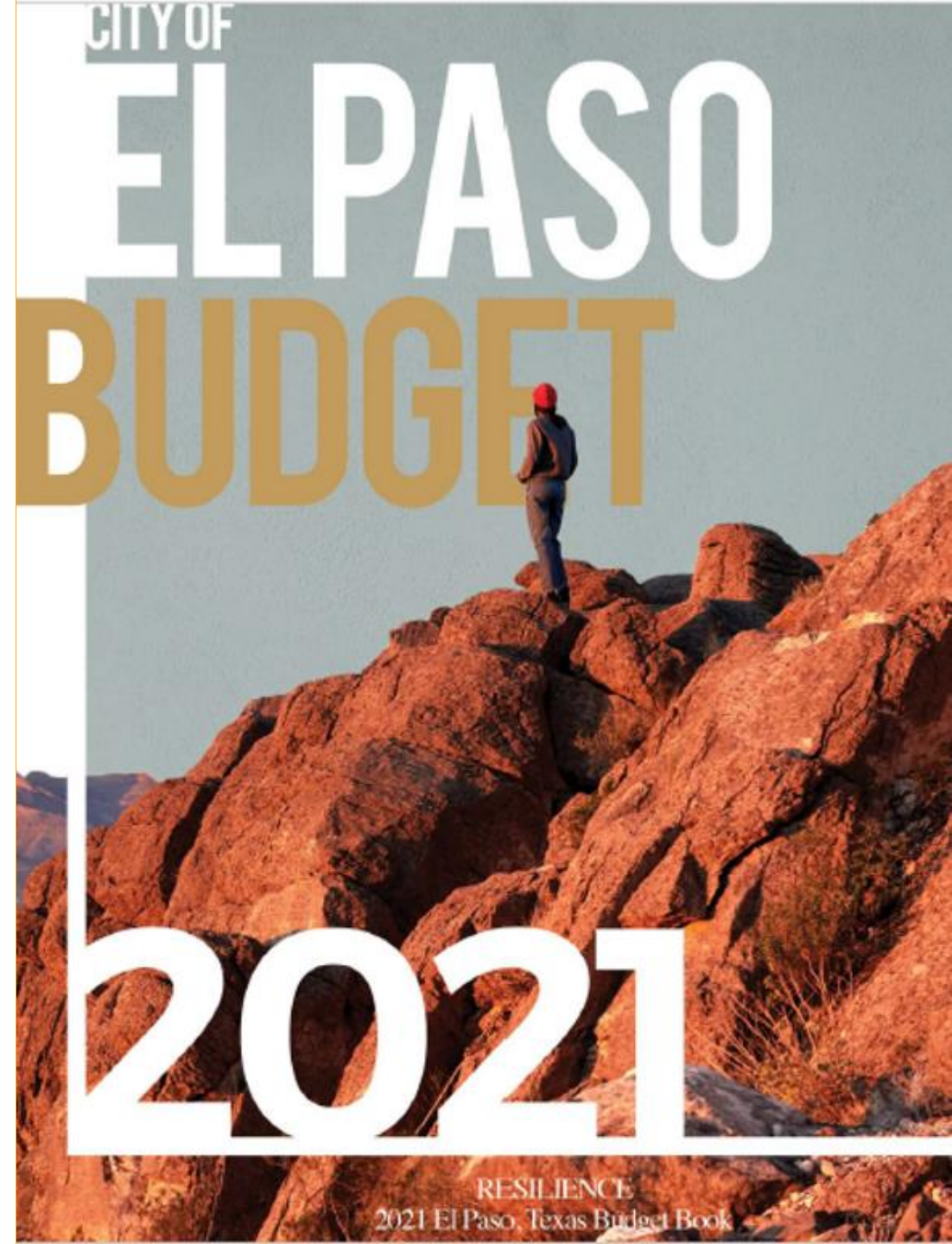
# Budget Update

January 19, 2021



# What We Will Cover

- **Budget Process**
- **FY 2021 Recap**
- **FY 2021 1<sup>st</sup> Quarter Update**



# Integrated Budget Process



# FY 2021 Budget Recap

- Maintain solid financial position
  - Proactive budget adjustments and use of tools/resources
- Protect taxpayers
  - No increase to tax rate
- Workforce focus
  - Additional pay, no increase to healthcare, increased wellness offerings

# FY 2021 Budget Recap

- COVID-19: Limited data and uncertainty creates challenges
- Protect residents and businesses by maintaining same tax rate
- Focused on the basics (police, fire, health, workforce)
- Unfunded all vacant non-essential positions
- Deferred residential street and public safety capital projects
- Delayed opening of new amenities
- Deferred completion of capital projects (no debt issuance)
- Utilized CARES Act Federal funding

# General Fund Revenues

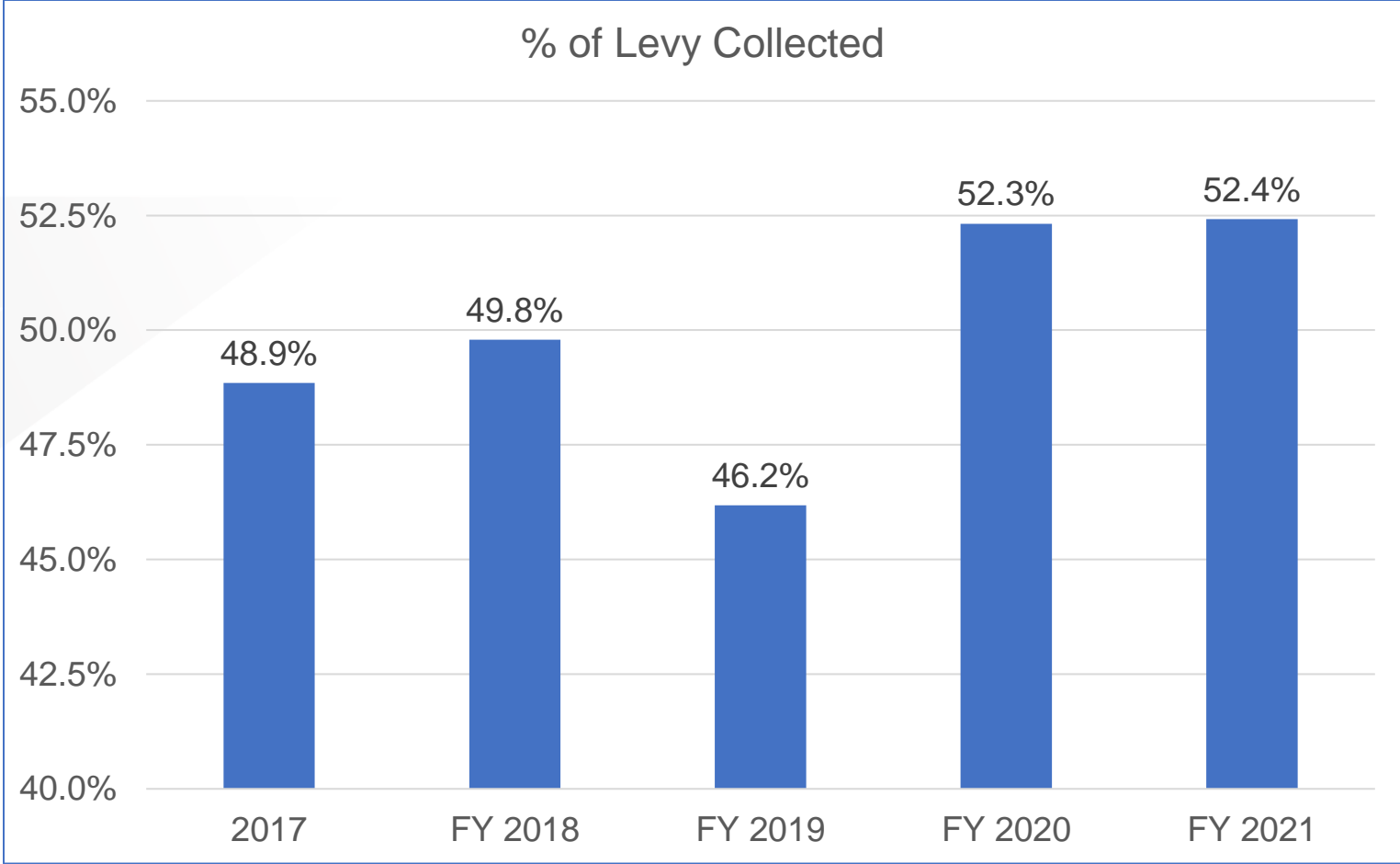
## 1<sup>st</sup> Quarter (Sep – Nov)



Category	FY 2021 Budget	FY 2021 Actuals	FY 2020 Actuals	FY 2021 % Collected	FY 2020 % Collected
Property Taxes	226,894,834	15,795,787	11,805,823	7.0%	5.5%
Sales Taxes	82,572,139	25,409,893	24,673,958	30.8%	24.8%
Franchise Fees	45,465,495	13,634,308	16,009,865	30.0%	31.8%
Charges For Services	32,267,367	6,169,358	5,880,788	19.1%	21.8%
Other Sources (Uses)	36,155,201	15,618,460	5,384,647	43.2%	13.6%
Licenses And Permits	10,640,778	2,942,582	3,498,990	27.7%	25.8%
Fines And Forfeitures	4,950,740	1,345,922	2,001,413	27.2%	29.6%
Rents And Other	1,954,438	264,528	1,251,567	13.5%	58.5%
Intergovernmental	984,329	31,430	0	3.2%	0.0%
Interest	100,000	20,102	0	20.1%	0.0%
<b>Total Revenues</b>	<b>\$441,985,321</b>	<b>\$81,232,369</b>	<b>\$70,507,051</b>	<b>18.4%</b>	<b>15.0%</b>

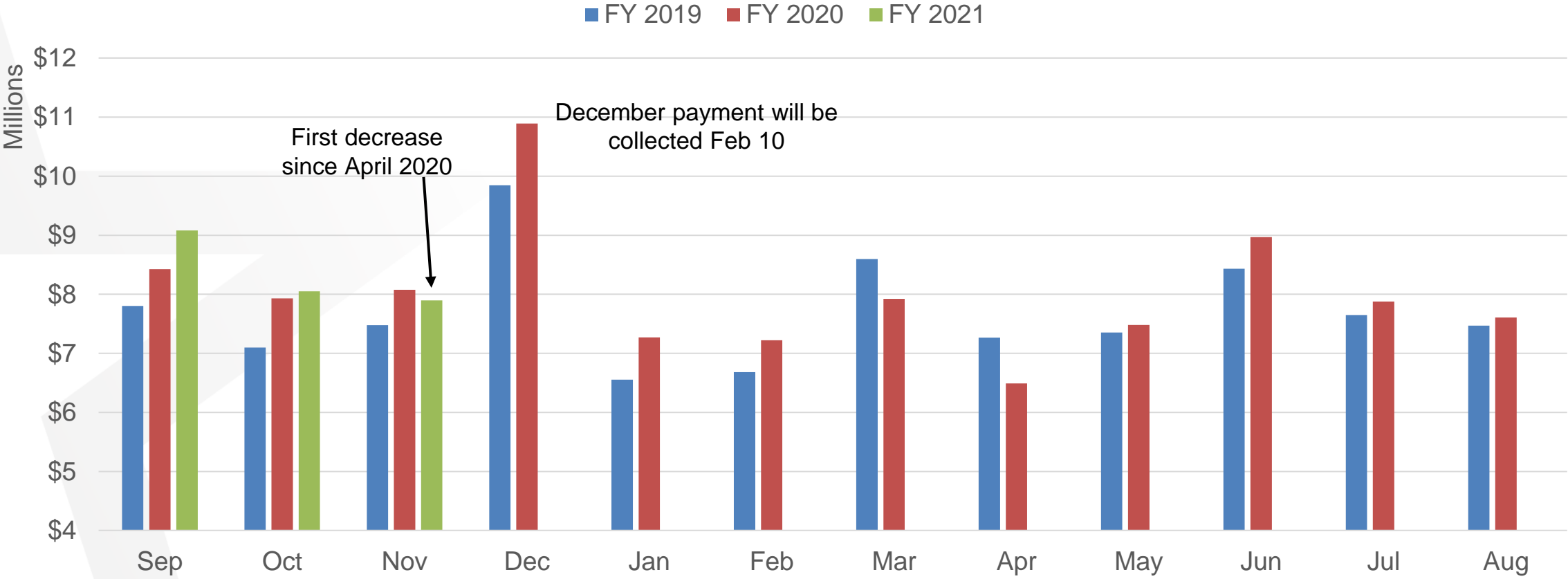
# Property Tax Collections

## 1<sup>st</sup> Quarter (Sep – Dec)



# Sales Tax – Current Period Collections

## 1<sup>st</sup> Quarter (Sep – Nov)





# General Fund Expenses

## 1<sup>st</sup> Quarter (Sep – Nov)



Strategic Goal	FY 2021 Budget	FY 2021 Actuals	FY 2020 Actuals	FY 2021 % Expensed	FY 2020 % Expensed
Economic Development	1,826,045	302,283	329,137	16.6%	19.4%
Public Safety	277,071,145	58,982,889	60,196,710	21.3%	23.0%
Visual Image	7,343,043	1,579,573	1,660,788	21.5%	23.4%
Quality of Life	42,734,506	7,182,703	10,154,707	16.8%	23.4%
Communication	18,953,219	6,065,449	6,131,970	32.0%	32.1%
Sound Governance	44,768,429	14,284,695	10,003,461	31.9%	20.9%
Infrastructure	41,792,085	7,981,508	8,533,310	19.1%	17.8%
Healthy Community	7,496,849	1,040,324	1,517,315	13.9%	22.4%
<b>Total Expenditures</b>	<b>\$441,985,321</b>	<b>\$97,419,424</b>	<b>\$98,527,398</b>	<b>22.0%</b>	<b>22.6%</b>

1. Public health and safety - eligible salaries were charged to Federal funding
2. Quality of Life decrease due to current closure of facilities and unfunding of vacancies
3. Sound Governance increase due to one-time lump sum payments

# Non-General Fund Revenue

## 1<sup>st</sup> Quarter (Sep – Nov)



	FY 2021 Budget	FY 2021 Actuals	FY 2020 Actuals	FY 2021 % Expensed	FY 2020 % Expensed
Hotel Occupancy Tax	8,435,000	1,127,235	843,300	13.4%	14.5%
Airport Operations	34,622,527	8,168,656	10,512,127	23.6%	25.4%
Enviromental Services	67,870,696	12,198,043	12,183,831	18.0%	16.8%
Sun Metro General Operations	56,541,688	13,254,397	14,016,735	23.4%	24.1%
International Bridges Operations	15,015,015	4,225,523	5,294,098	28.1%	29.8%
Motor Vehicle Rental Tax	2,700,000	194,163	491,866	7.2%	16.1%
Animal Services	8,859,029	1,931,581	1,978,559	21.8%	24.8%
Zoo Operations	2,261,246	1,519	456,369	0.1%	26.0%
<b>Total</b>	<b>\$196,305,201</b>	<b>\$41,101,118</b>	<b>\$45,776,885</b>	<b>20.9%</b>	<b>22.0%</b>

1. Airport awarded \$15.4 million from CAREs Act
2. Sun Metro awarded \$40.8 million from CAREs Act
3. Motor Vehicle Rental Tax – restricted use for Sun Bowl game

# Special Revenue Funds

## 1<sup>st</sup> Quarter (Sep – Nov)

Insert bridge traffic,  
airport traffic Hotel  
occupancy

## MISSION



Deliver exceptional services to support a high quality of life and place for our community

## VISION



Develop a vibrant regional economy, safe and beautiful neighborhoods and exceptional recreational, cultural and educational opportunities powered by a high performing government



## VALUES

Integrity, **R**espect, **E**xcellence,  
**A**ccountability, **P**eople