

CITY OF EL PASO
Office of the Comptroller
Quarterly Investment Report



Fiscal Year 2023 – 3rd Quarter
May 31, 2023

The City of El Paso Texas
Table of Contents

Investment Report for FY 2023 3rd Quarter Ending May 31, 2023

	Page
Summary	
Management Letter	1
Investment Position and Yield Summary	3
Quarter Changes in Security Type Balances	4
Analysis	
Portfolio Composition Review	5
Yield Analysis for Quarter	6
Reports	
Portfolio Holdings	7
Transactions	11



Office of the Comptroller

MAYOR

Oscar Leeser

To: Mr. Tommy Gonzalez, City Manager
From: Investment Committee Members
Date: June 15, 2023
Subject: Third Quarter Investment Report for period ending May 31, 2023

CITY COUNCIL**District 1**

Brian Kennedy

District 2

Alexsandra Annello

District 3

Cassandra Hernandez

District 4

Joe Molinar

District 5

Isabel Salcido

District 6

Art Fierro

District 7

Henry Rivera

District 8

Chris Canales

CITY MANAGER

Tommy Gonzalez

Submitted for your review and acceptance is the City's Investment Report. The Investment Officers have conformed to all state laws and statutes that govern the investment of public funds including, but not limited to, the Public Funds Investment Act, Chapter 2256, Government Code, the City's Investment Policy and adopted investment strategies. All funds were invested to meet cash flow requirements for operations, capital projects, and debt service payments.


In fiscal year 2023, the Investment Committee will continue the oversight of the City's investments and maintain a proactive role to promote an active trading position of excess funds as allowed by the Investment Policy. In adherence with the Investment Policy, the Investment Officers' primary goal will continue to be the preservation and security of principal while returns remain commensurate with the City's Investment Policy constraints.

The face value of the portfolio at May 31, 2023, was approximately \$1.261 billion as compared to \$1.322 billion at February 28, 2023. The investment earnings for the quarter were \$8,621,098 and \$19,496,247 fiscal year to date.

Margarita M. Marin – Comptroller

Office of the Comptroller | 300 N. Campbell | El Paso, TX 79901
(915) 212-1174 | MunozMM@elpasotexas.gov





Office of the Comptroller


Investment Committee Members:



Robert Cortinas, Chief Financial Officer



Margarita M. Marin, Comptroller



Edmundo S. Calderon, Chief Internal Auditor



Katherine N. Cote, Director Office of Management and Budget



Luis Mier, Treasury Services Coordinator

Investment Position and Yield Summary

The following is a summary comparison of selected information for the last two quarters

		May 31, 2023		February 28, 2023
Par value invested	\$	1,261,263,626	\$	1,321,878,521
Portfolio book value	\$	1,254,492,673	\$	1,316,506,728
Portfolio market value	\$	1,227,305,676	\$	1,281,507,919
Weighted average maturity		404		381

The yield on portfolio investments and market securities is shown as follows:

	May 31, 2023	February 28, 2023
Certificates of Deposit		0.873%
Yield Pools	5.110%	4.568%
Yield Money Market	5.000%	4.410%
Yield Fixed Term Securities	2.187%	1.878%
City's Average Portfolio Yield	2.727%	2.603%

Quarter Changes in Security Type Balances

Below is a comparison of selected balances and investments:

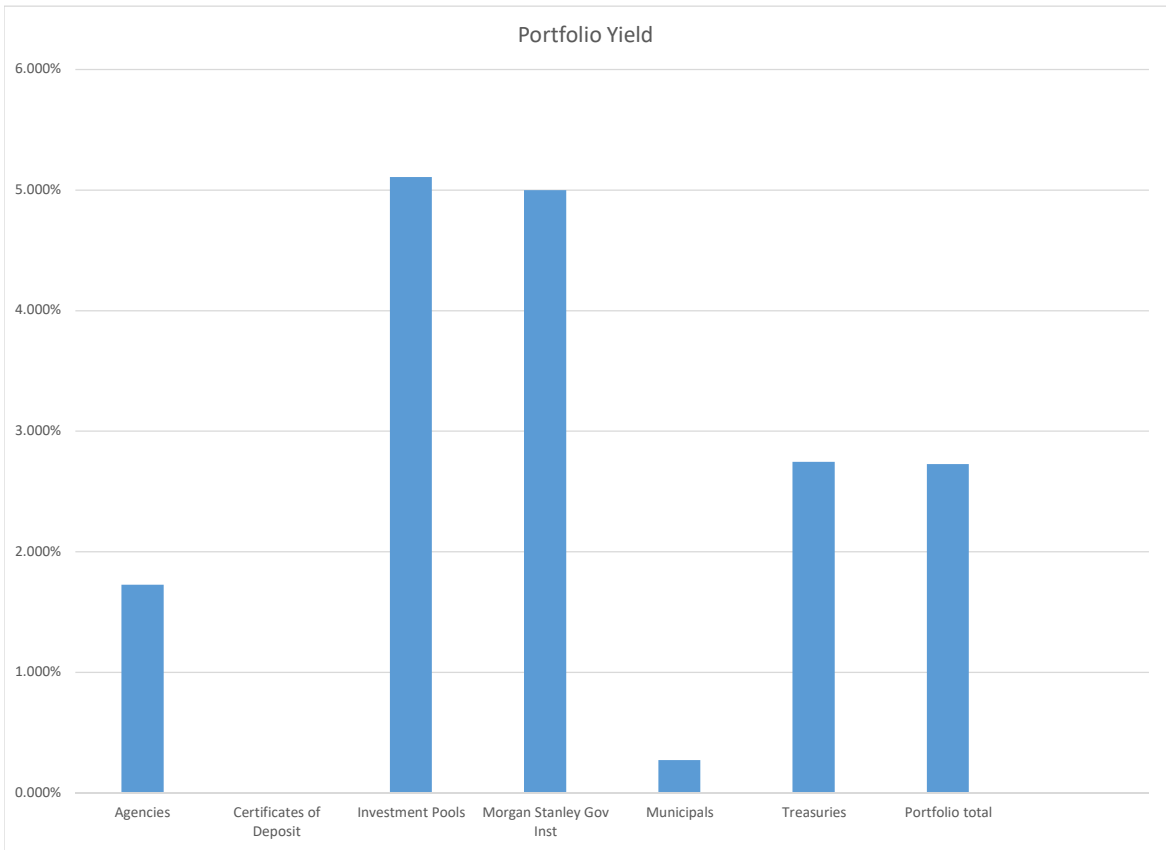
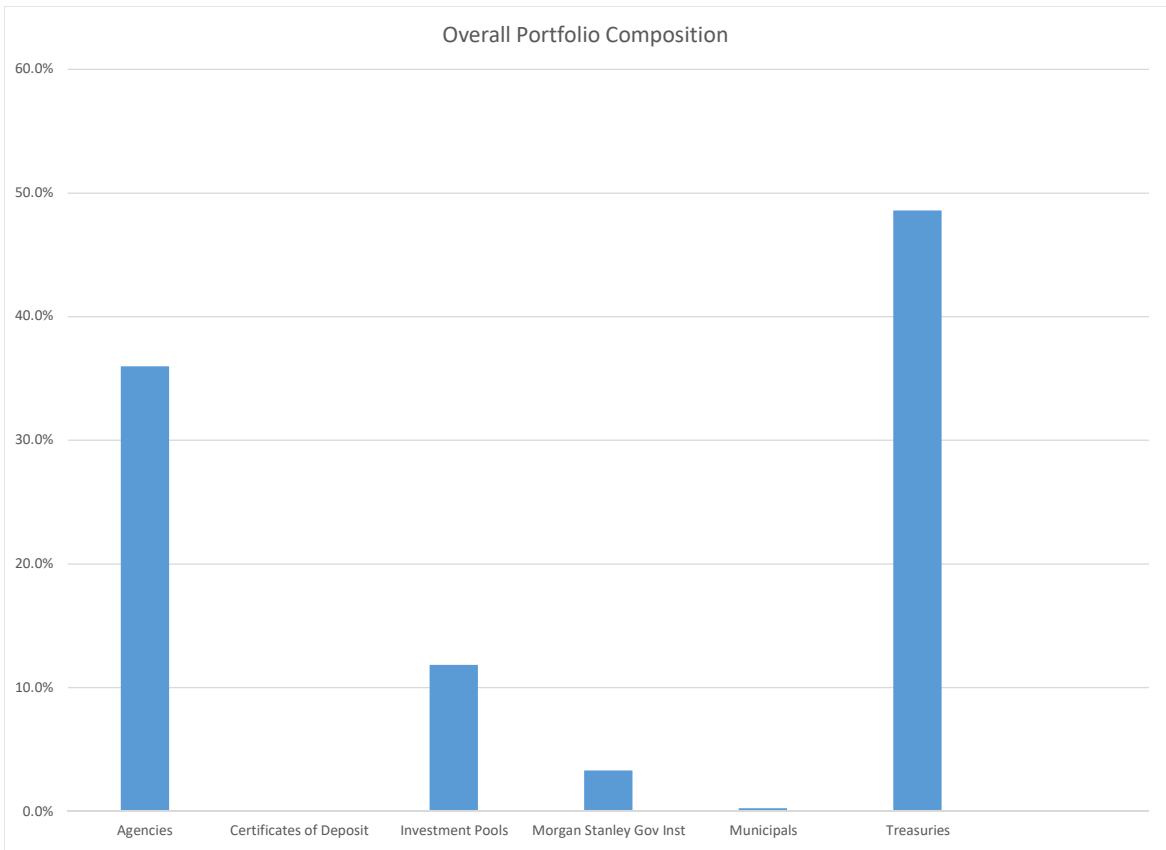
	May 31, 2023	February 28, 2023	Increase (Decrease)
Certificates of Deposit	\$ -	\$ 2,695,000	\$ (2,695,000)
TexPool	26,954,266	61,411,878	(34,457,612)
TexSTAR	60,956,091	60,220,403	735,688
TexasDAILY	61,472,223	88,717,199	(27,244,976)
Money Market	41,746,046	56,699,041	(14,952,995)
Municipals	3,000,000	3,000,000	-
Agencies	454,135,000	421,135,000	33,000,000
Treasuries	613,000,000	628,000,000	(15,000,000)
	\$ 1,261,263,626	\$ 1,321,878,521	\$ (60,614,895)

FY Changes in Yield, Activity & Interest Earned Balances

	3rd Qtr. FY 2023	3rd Qtr. FY 2022	Increase (Decrease)
Interest Earnings	\$ 8,621,098	\$ 1,512,456	\$ 7,108,642
Portfolio Ending Balance (FMV)	\$ 1,227,305,676	\$ 1,130,060,820	97,244,856
Yield to Maturity	2.727%	0.704%	2.023%
Purchases/Deposits	\$ 325,000,000	\$ 392,700,000	(67,700,000)
Maturities/Withdrawals	\$ 388,295,000	\$ 382,025,000	6,270,000

Portfolio Composition Review as of May 31, 2023

	<u>Face Amount</u>	<u>Yield</u>	<u>Weighted Maturity (days)</u>	<u>% Portfolio</u>
Pools				
TexSTAR	\$ 60,956,091	5.103%	1	4.8%
TexasDAILY	61,472,223	5.140%	1	4.9%
TexPool	26,954,266	5.058%	1	2.1%
Investment Pools	<u>149,382,580</u>	5.110%		<u>11.8%</u>
Money Market Funds				
Morgan Stanley Gov Inst	<u>41,746,046</u>	5.000%	1	<u>3.3%</u>
Securities				
Agencies	454,135,000	1.726%	427	36.0%
Municipals	3,000,000	0.270%	275	0.2%
Treasuries	613,000,000	2.744%	513	48.6%
Securities	<u>1,070,135,000</u>			<u>84.8%</u>
Portfolio total	<u><u>\$ 1,261,263,626</u></u>	2.727%	404	<u><u>100.0%</u></u>



**City of El Paso
Schedule of Portfolio Holdings
As of 5/31/2023**

Issuer/CUSIP	Settlement Date	Face Amount	Cost	Book Value	Market Value	Coupon Rate	YTM	Maturity Date	Days to Maturity
Local Government Investment Pool									
TexasDAILY		61,472,223.07	61,472,223.07	61,472,223.07	61,472,223.07	5.140	5.140	N/A	1
TexPool		26,954,266.36	26,954,266.36	26,954,266.36	26,954,266.36	5.058	5.058	N/A	1
TexSTAR		60,956,091.17	60,956,091.17	60,956,091.17	60,956,091.17	5.103	5.103	N/A	1
Subtotal, Average		149,382,580.60	149,382,580.60	149,382,580.60	149,382,580.60	5.110	5.110		1
Local Government Investment Pool									
Money Market									
Morgan Stanley Gov Inst 8302		41,746,045.66	41,746,045.66	41,746,045.66	41,746,045.66	5.000	5.000	N/A	1
Subtotal, Average		41,746,045.66	41,746,045.66	41,746,045.66	41,746,045.66	5.000	5.000		1
Money Market									
Municipal Securities									
State of Maryland / 574193UG1	3/10/2021	3,000,000.00	3,000,000.00	3,000,000.00	2,888,583.00	0.270	0.270	3/1/2024	275
Subtotal, Average		3,000,000.00	3,000,000.00	3,000,000.00	2,888,583.00	0.270	0.270		275
Municipal Securities									
US Agencies & Instrumentalities									
Farmer Mac / 31422XMV1	10/4/2021	10,000,000.00	10,000,000.00	10,000,000.00	9,383,050.00	0.500	0.500	10/4/2024	492
Farmer Mac / 31422XPP1	11/2/2021	15,000,000.00	15,000,000.00	15,000,000.00	14,692,035.00	0.550	0.550	11/2/2023	155
Federal Farm Credit Bank / 3133EM6N7	10/5/2021	10,000,000.00	9,982,256.95	9,997,075.60	9,836,720.00	0.170	0.260	9/27/2023	119
Federal Farm Credit Bank / 3133EMMX7	1/13/2021	25,000,000.00	25,000,000.00	25,000,000.00	24,847,125.00	0.180	0.180	7/13/2023	43
Federal Farm Credit Bank / 3133EMPB2	2/3/2021	10,000,000.00	9,997,000.00	9,999,533.40	9,777,760.00	0.170	0.181	11/3/2023	156
Federal Farm Credit Bank / 3133EMQM7	2/16/2021	5,000,000.00	4,996,500.00	4,999,165.75	4,818,555.00	0.200	0.223	2/16/2024	261
Federal Farm Credit Bank / 3133ENCVO	11/2/2021	10,000,000.00	10,000,000.00	10,000,000.00	9,576,280.00	0.670	0.670	5/2/2024	337
Federal Farm Credit Bank / 3133ENH86	8/24/2022	20,000,000.00	19,983,522.00	19,996,373.92	19,900,280.00	3.250	3.335	8/18/2023	79
Federal Farm Credit Bank / 3133ENKS8	3/28/2023	5,000,000.00	4,738,033.65	4,763,827.26	4,729,015.00	1.125	4.224	1/6/2025	586
Federal Farm Credit Bank / 3133ENTK6	4/5/2022	20,000,000.00	19,914,000.00	19,947,155.68	19,308,640.00	2.510	2.661	4/1/2025	671
Federal Farm Credit Bank / 3133ENZ94	11/18/2022	5,000,000.00	4,989,160.40	4,992,037.12	4,979,155.00	4.500	4.615	11/18/2024	537
Federal Home Loan Bank / 3130A3DL5	10/26/2020	5,000,000.00	5,303,446.27	5,028,982.45	4,957,665.00	2.375	0.249	9/8/2023	100
Federal Home Loan Bank / 3130AKKPO	1/11/2021	3,410,000.00	3,405,055.50	3,409,057.10	3,312,085.26	0.190	0.239	12/22/2023	205
Federal Home Loan Bank / 3130ALD92	3/15/2021	5,000,000.00	4,997,000.00	4,999,208.94	4,800,500.00	0.250	0.270	3/15/2024	289
Federal Home Loan Bank / 3130ALD92	3/15/2021	5,000,000.00	5,000,000.00	5,000,000.00	4,800,500.00	0.250	0.250	3/15/2024	289

Issuer/CUSIP	Settlement Date	Face Amount	Cost	Book Value	Market Value	Coupon Rate	YTM	Maturity Date	Days to Maturity
Federal Home Loan Bank / 3130ALH98	2/26/2021	5,000,000.00	5,000,000.00	5,000,000.00	4,814,245.00	0.250	0.250	2/26/2024	271
Federal Home Loan Bank / 3130ALJ70	3/12/2021	5,000,000.00	5,000,000.00	5,000,000.00	4,807,910.00	0.400	0.400	3/12/2024	286
Federal Home Loan Bank / 3130ALXQ2	4/29/2021	10,000,000.00	10,000,000.00	10,000,000.00	9,568,560.00	0.500	0.500	4/29/2024	334
Federal Home Loan Bank / 3130AM5C2	5/6/2021	8,000,000.00	8,000,000.00	8,000,000.00	7,639,712.00	0.420	0.420	5/6/2024	341
Federal Home Loan Bank / 3130AMRY0	6/25/2021	5,285,000.00	5,272,336.82	5,284,964.18	5,283,245.38	0.125	0.249	6/2/2023	2
Federal Home Loan Bank / 3130AN2W9	7/22/2021	10,000,000.00	10,000,000.00	10,000,000.00	9,475,430.00	0.550	0.550	7/22/2024	418
Federal Home Loan Bank / 3130AN3E8	7/12/2021	10,000,000.00	10,000,000.00	10,000,000.00	9,482,930.00	0.520	0.520	7/12/2024	408
Federal Home Loan Bank / 3130ANUH1	9/27/2021	10,000,000.00	10,000,000.00	10,000,000.00	9,398,300.00	0.550	0.550	9/27/2024	485
Federal Home Loan Bank / 3130APA62	10/15/2021	10,000,000.00	10,000,000.00	10,000,000.00	9,378,660.00	0.550	0.550	10/15/2024	503
Federal Home Loan Bank / 3130APAA3	10/21/2021	10,000,000.00	10,000,000.00	10,000,000.00	9,373,330.00	0.555	0.555	10/21/2024	509
Federal Home Loan Bank / 3130APDA0	10/25/2021	10,000,000.00	10,000,000.00	10,000,000.00	9,381,970.00	0.650	0.650	10/25/2024	513
Federal Home Loan Bank / 3130APKF1	11/8/2021	10,000,000.00	10,000,000.00	10,000,000.00	9,378,500.00	0.750	0.750	11/8/2024	527
Federal Home Loan Bank / 3130APM77	11/24/2021	5,500,000.00	5,497,250.00	5,499,333.22	5,370,585.00	0.500	0.525	11/24/2023	177
Federal Home Loan Bank / 3130APNE1	11/18/2021	10,000,000.00	10,000,000.00	10,000,000.00	9,389,630.00	0.900	0.900	11/18/2024	537
Federal Home Loan Bank / 3130APVH5	11/30/2021	20,000,000.00	20,000,000.00	20,000,000.00	18,794,980.00	1.000	1.000	11/25/2024	544
Federal Home Loan Bank / 3130APX67	12/6/2021	7,940,000.00	7,940,000.00	7,940,000.00	7,477,495.00	1.150	1.150	12/6/2024	555
Federal Home Loan Bank / 3130AQ5X7	12/30/2021	10,000,000.00	10,000,000.00	10,000,000.00	9,400,000.00	1.150	1.150	12/30/2024	579
Federal Home Loan Bank / 3130AQ6J7	12/27/2021	10,000,000.00	10,000,000.00	10,000,000.00	9,404,810.00	1.170	1.170	12/27/2024	576
Federal Home Loan Bank / 3130AQAK9	12/30/2021	3,000,000.00	3,000,000.00	3,000,000.00	2,826,483.00	1.250	1.250	12/20/2024	569
Federal Home Loan Bank / 3130AQJ79	1/28/2022	10,000,000.00	10,000,000.00	10,000,000.00	9,378,560.00	1.250	1.250	1/28/2025	608
Federal Home Loan Bank / 3130AQL92	1/28/2022	10,000,000.00	10,000,000.00	10,000,000.00	9,395,710.00	1.360	1.360	1/28/2025	608
Federal Home Loan Bank / 3130AQS4	2/25/2022	10,000,000.00	10,000,000.00	10,000,000.00	9,422,340.00	1.625	1.625	2/25/2025	636
Federal Home Loan Bank / 3130AQT78	2/28/2022	10,000,000.00	10,000,000.00	10,000,000.00	9,440,950.00	1.750	1.750	2/28/2025	639
Federal Home Loan Bank / 3130ATUC9	1/24/2023	10,000,000.00	10,137,600.30	10,121,004.63	10,054,410.00	4.500	3.986	12/12/2025	926
Federal Home Loan Bank / 3130ATWD5	11/18/2022	5,000,000.00	4,991,633.30	4,996,117.11	4,983,565.00	4.625	4.799	11/15/2023	168
Federal Home Loan Bank / 3130AU2Q6	12/19/2022	20,000,000.00	20,000,000.00	20,000,000.00	19,966,420.00	5.000	5.000	12/19/2023	202
Federal Home Loan Bank / 3130AUT95	3/28/2023	10,000,000.00	10,020,080.20	10,018,184.72	9,939,950.00	4.300	4.184	2/3/2025	614
Federal Home Loan Bank / 3130AUU36	3/28/2023	30,000,000.00	30,090,695.70	30,085,326.11	29,903,580.00	4.125	4.012	3/13/2026	1,017

Issuer/CUSIP	Settlement Date	Face Amount	Cost	Book Value	Market Value	Coupon Rate	YTM	Maturity Date	Days to Maturity
Federal Home Loan Bank / 313384HE2	1/24/2023	16,000,000.00	15,690,742.22	15,954,337.78	15,958,976.00		4.828	6/22/2023	22
Subtotal, Average		454,135,000.00	453,946,313.31	454,031,684.97	438,810,601.64	1.549	1.726		427
US Agencies & Instrumentalities									
US Treasuries									
US Treasury / 912796XY0	12/21/2022	20,000,000.00	19,444,488.89	19,829,994.42	19,800,780.00		4.473	8/10/2023	71
US Treasury / 912797GF8	4/19/2023	25,000,000.00	24,616,510.42	24,761,614.64	24,765,450.00		5.137	8/8/2023	69
US Treasury / 912828S92	1/4/2023	40,000,000.00	39,253,125.00	39,780,964.54	39,733,760.00	1.250	4.585	7/31/2023	61
US Treasury / 912828S92	1/4/2023	20,000,000.00	19,626,562.50	19,890,482.27	19,866,880.00	1.250	4.585	7/31/2023	61
US Treasury / 912828T91	9/23/2021	20,000,000.00	20,580,771.80	20,115,700.63	19,695,320.00	1.625	0.240	10/31/2023	153
US Treasury / 912828XB1	5/23/2022	20,000,000.00	19,664,843.75	19,779,745.66	19,135,940.00	2.125	2.714	5/15/2025	715
US Treasury / 912828ZF0	4/27/2022	13,000,000.00	12,192,070.31	12,493,626.85	12,092,535.00	0.500	2.724	3/31/2025	670
US Treasury / 912828ZF0	4/5/2022	20,000,000.00	18,782,000.00	19,252,007.33	18,603,900.00	0.500	2.634	3/31/2025	670
US Treasury / 91282CAK7	9/23/2021	30,000,000.00	29,949,694.07	29,992,544.71	29,547,660.00	0.125	0.210	9/15/2023	107
US Treasury / 91282CAP6	10/5/2021	20,000,000.00	19,937,500.00	19,988,429.05	19,617,180.00	0.125	0.280	10/15/2023	137
US Treasury / 91282CBQ3	3/28/2023	30,000,000.00	27,267,187.50	27,430,645.44	27,217,980.00	0.500	3.822	3/2/2026	1,006
US Treasury / 91282CCC3	10/5/2021	10,000,000.00	9,955,859.38	9,983,788.86	9,538,670.00	0.250	0.420	5/15/2024	350
US Treasury / 91282CCC3	9/23/2021	10,000,000.00	9,968,453.09	9,988,558.12	9,538,670.00	0.250	0.370	5/15/2024	350
US Treasury / 91282CCG4	10/5/2021	20,000,000.00	19,900,781.25	19,961,582.98	19,014,060.00	0.250	0.435	6/15/2024	381
US Treasury / 91282CCG4	6/15/2022	20,000,000.00	18,776,562.50	19,362,339.69	19,014,060.00	0.250	3.441	6/15/2024	381
US Treasury / 91282CCK5	6/15/2022	10,000,000.00	9,696,093.75	9,976,007.40	9,959,110.00	0.125	3.113	6/30/2023	30
US Treasury / 91282CCL3	10/5/2021	20,000,000.00	19,955,468.75	19,981,950.35	18,988,280.00	0.375	0.456	7/15/2024	411
US Treasury / 91282CCT6	10/5/2021	40,000,000.00	39,884,375.00	39,951,094.50	37,854,680.00	0.375	0.477	8/15/2024	442
US Treasury / 91282CCT6	9/10/2021	20,000,000.00	19,985,448.65	19,993,989.05	18,927,340.00	0.375	0.400	8/15/2024	442
US Treasury / 91282CED9	4/6/2022	20,000,000.00	19,463,281.25	19,673,171.26	19,041,400.00	1.750	2.705	3/15/2025	654
US Treasury / 91282CEU1	6/15/2022	20,000,000.00	19,593,750.00	19,723,483.12	19,410,940.00	2.875	3.595	6/15/2025	746
US Treasury / 91282CEY3	8/8/2022	20,000,000.00	19,891,406.25	19,921,391.09	19,454,680.00	3.000	3.195	7/15/2025	776
US Treasury / 91282CFE6	8/24/2022	20,000,000.00	19,875,000.00	19,907,198.71	19,503,120.00	3.125	3.347	8/15/2025	807
US Treasury / 91282CFE6	8/30/2022	10,000,000.00	9,912,890.63	9,934,970.16	9,751,560.00	3.125	3.437	8/15/2025	807
US Treasury / 91282CFK2	10/11/2022	20,000,000.00	19,556,250.00	19,652,464.95	19,667,180.00	3.500	4.314	9/15/2025	838

Issuer/CUSIP	Settlement Date	Face Amount	Cost	Book Value	Market Value	Coupon Rate	YTM	Maturity Date	Days to Maturity
US Treasury / 91282CFP1	11/18/2022	20,000,000.00	20,010,937.50	20,008,939.50	19,998,440.00	4.250	4.229	10/15/2025	868
US Treasury / 91282CFW6	11/18/2022	20,000,000.00	20,150,000.00	20,123,376.03	20,132,040.00	4.500	4.230	11/15/2025	899
US Treasury / 91282CGA3	12/21/2022	10,000,000.00	9,992,968.75	9,994,007.31	9,960,550.00	4.000	4.025	12/15/2025	929
US Treasury / 91282CGE5	1/24/2023	20,000,000.00	19,992,968.75	19,993,790.25	19,862,500.00	3.875	3.887	1/15/2026	960
US Treasury / 91282CGV7	4/19/2023	25,000,000.00	24,879,882.81	24,884,502.70	24,783,200.00	3.750	3.922	4/15/2026	1,050
Subtotal, Average US Treasuries		613,000,000.00	602,757,132.55	606,332,361.57	594,477,865.00	1.528	2.744		513
Portfolio Total, Average		1,261,263,626.26	1,250,832,072.12	1,254,492,672.80	1,227,305,675.90	2.071	2.727		404

City of El Paso
Schedule of Securities Purchased
For the quarter ending 5/31/2023

Issuer	CUSIP	Trade Date	Settlement Date	YTM	Face Amount	Cost	Price
Federal Farm Credit Bank	3133ENKS8	3/27/2023	3/28/2023	4.2236%	5,000,000.00	4,738,033.65	94.7607
Federal Home Loan Bank	3130AUT95	3/27/2023	3/28/2023	4.1836%	10,000,000.00	10,020,080.20	100.2008
Federal Home Loan Bank	3130AUU36	3/27/2023	3/28/2023	4.0124%	30,000,000.00	30,090,695.70	100.3023
US Treasury	91282CBQ3	3/27/2023	3/28/2023	3.8223%	30,000,000.00	27,267,187.50	90.8906
US Treasury	912797GF8	4/18/2023	4/19/2023	5.1367%	25,000,000.00	24,616,510.42	98.4660
US Treasury	91282CGV7	4/18/2023	4/19/2023	3.9218%	25,000,000.00	24,879,882.81	99.5195
					125,000,000.00	121,612,390.28	

City of El Paso
Schedule of Securities Called
For the quarter ending 5/31/2023

Issuer	CUSIP	Call Date	Face Amount
			0.00

City of El Paso
Schedule of Deposits

For the quarter ending 5/31/2023

Deposited into	Deposit Date	Deposit Type	Amount
Morgan Stanley Gov Inst 8302	3/3/2023	Deposit	19,800,000.00
Morgan Stanley Gov Inst 8302	3/7/2023	Deposit	7,400,000.00
Morgan Stanley Gov Inst 8302	3/8/2023	Deposit	200,000.00
Morgan Stanley Gov Inst 8302	3/10/2023	Deposit	16,000,000.00
Morgan Stanley Gov Inst 8302	3/15/2023	Deposit	400,000.00
Morgan Stanley Gov Inst 8302	3/16/2023	Deposit	5,900,000.00
Morgan Stanley Gov Inst 8302	3/20/2023	Deposit	2,600,000.00
Morgan Stanley Gov Inst 8302	3/21/2023	Deposit	25,000,000.00
Morgan Stanley Gov Inst 8302	3/22/2023	Deposit	1,500,000.00
Morgan Stanley Gov Inst 8302	3/24/2023	Deposit	400,000.00
Morgan Stanley Gov Inst 8302	3/28/2023	Deposit	1,000,000.00
Morgan Stanley Gov Inst 8302	3/31/2023	Interest reinvested	296,063.75
Morgan Stanley Gov Inst 8302	3/31/2023	Deposit	2,100,000.00
Morgan Stanley Gov Inst 8302	4/3/2023	Deposit	4,700,000.00
Morgan Stanley Gov Inst 8302	4/10/2023	Deposit	6,100,000.00
Morgan Stanley Gov Inst 8302	4/11/2023	Deposit	200,000.00
Morgan Stanley Gov Inst 8302	4/12/2023	Deposit	300,000.00
Morgan Stanley Gov Inst 8302	4/13/2023	Deposit	3,400,000.00
Morgan Stanley Gov Inst 8302	4/14/2023	Deposit	3,400,000.00
Morgan Stanley Gov Inst 8302	4/18/2023	Deposit	7,300,000.00
Morgan Stanley Gov Inst 8302	4/20/2023	Deposit	24,700,000.00
Morgan Stanley Gov Inst 8302	4/21/2023	Deposit	2,100,000.00
Morgan Stanley Gov Inst 8302	4/24/2023	Deposit	200,000.00
Morgan Stanley Gov Inst 8302	4/26/2023	Deposit	900,000.00
Morgan Stanley Gov Inst 8302	4/30/2023	Interest reinvested	113,356.86
Morgan Stanley Gov Inst 8302	5/1/2023	Deposit	9,700,000.00
Morgan Stanley Gov Inst 8302	5/2/2023	Deposit	3,200,000.00
Morgan Stanley Gov Inst 8302	5/3/2023	Deposit	1,300,000.00
Morgan Stanley Gov Inst 8302	5/5/2023	Deposit	1,500,000.00
Morgan Stanley Gov Inst 8302	5/9/2023	Deposit	5,500,000.00
Morgan Stanley Gov Inst 8302	5/10/2023	Deposit	900,000.00
Morgan Stanley Gov Inst 8302	5/12/2023	Deposit	5,900,000.00

Deposited into	Deposit Date	Deposit Type	Amount
Morgan Stanley Gov Inst 8302	5/15/2023	Deposit	17,100,000.00
Morgan Stanley Gov Inst 8302	5/16/2023	Deposit	6,600,000.00
Morgan Stanley Gov Inst 8302	5/19/2023	Deposit	12,700,000.00
Morgan Stanley Gov Inst 8302	5/31/2023	Interest reinvested	237,584.10
TexasDAILY	3/31/2023	Interest reinvested	249,360.60
TexasDAILY	4/30/2023	Interest reinvested	243,699.22
TexasDAILY	5/31/2023	Interest reinvested	261,964.10
TexPool	3/31/2023	Interest reinvested	240,490.49
TexPool	4/30/2023	Interest reinvested	187,838.64
TexPool	5/31/2023	Interest reinvested	114,058.80
TexSTAR	3/31/2023	Interest reinvested	235,610.59
TexSTAR	4/30/2023	Interest reinvested	239,899.78
TexSTAR	5/31/2023	Interest reinvested	260,177.83
			202,680,104.76

City of El Paso
Schedule of Interest Earned
For the quarter ending 5/31/2023

Issuer / CUSIP	Date	Reinvested	Accrued	(Premium) Discount	Gain (Loss)	Total Earnings
Bank of New England / 06426KBS6	3/31/2023	0.00	176.87	0.00	0.00	176.87
Bank of New England / 06426KBS6	4/30/2023	0.00	2.36	0.00	0.00	2.36
Bank of Oak Ridge / 064180AS1	3/31/2023	0.00	124.85	0.00	0.00	124.85
Bank of Oak Ridge / 064180AS1	4/30/2023	0.00	120.82	0.00	0.00	120.82
Bank of Oak Ridge / 064180AS1	5/31/2023	0.00	116.79	0.00	0.00	116.79
Bank of Santa Clarita / 06424KBD1	3/31/2023	0.00	104.04	0.00	0.00	104.04
Bank of Santa Clarita / 06424KBD1	4/30/2023	0.00	100.68	0.00	0.00	100.68
Bank of Santa Clarita / 06424KBD1	5/31/2023	0.00	26.85	0.00	0.00	26.85
BMW Bank North America / 05580AVP6	3/31/2023	0.00	200.70	0.00	0.00	200.70
Capital One National Assoc. / 14042RNX5	3/31/2023	0.00	167.81	0.00	0.00	167.81
CenterState Bank / 15201QCK1	3/31/2023	0.00	181.23	0.00	0.00	181.23
CenterState Bank / 15201QCK1	4/30/2023	0.00	0.00	0.00	0.00	0.00
Central Bank / 152577AU6	3/31/2023	0.00	163.11	0.00	0.00	163.11
Choice Financial Group / 17037TEQ6	3/31/2023	0.00	87.25	0.00	0.00	87.25
EnerBank USA / 29278TNM8	3/31/2023	0.00	91.18	4.29	0.00	95.47
Farmer Mac / 31422XMV1	3/31/2023	0.00	4,246.58	0.00	0.00	4,246.58
Farmer Mac / 31422XMV1	4/30/2023	0.00	4,109.59	0.00	0.00	4,109.59
Farmer Mac / 31422XMV1	5/31/2023	0.00	4,246.58	0.00	0.00	4,246.58
Farmer Mac / 31422XPP1	3/31/2023	0.00	7,006.85	0.00	0.00	7,006.85
Farmer Mac / 31422XPP1	4/30/2023	0.00	6,780.82	0.00	0.00	6,780.82
Farmer Mac / 31422XPP1	5/31/2023	0.00	7,006.85	0.00	0.00	7,006.85
Federal Farm Credit Bank / 3133EM6N7	3/31/2023	0.00	1,443.84	760.77	0.00	2,204.61

Issuer / CUSIP	Date	Reinvested	Accrued	(Premium) Discount	Gain (Loss)	Total Earnings
Federal Farm Credit Bank / 3133EM6N7	4/30/2023	0.00	1,397.26	736.23	0.00	2,133.49
Federal Farm Credit Bank / 3133EM6N7	5/31/2023	0.00	1,443.84	760.77	0.00	2,204.60
Federal Farm Credit Bank / 3133EMMX7	3/31/2023	0.00	3,821.92	0.00	0.00	3,821.92
Federal Farm Credit Bank / 3133EMMX7	4/30/2023	0.00	3,698.63	0.00	0.00	3,698.63
Federal Farm Credit Bank / 3133EMMX7	5/31/2023	0.00	3,821.92	0.00	0.00	3,821.92
Federal Farm Credit Bank / 3133EMPB2	3/31/2023	0.00	1,443.84	92.63	0.00	1,536.47
Federal Farm Credit Bank / 3133EMPB2	4/30/2023	0.00	1,397.26	89.64	0.00	1,486.90
Federal Farm Credit Bank / 3133EMPB2	5/31/2023	0.00	1,443.84	92.63	0.00	1,536.47
Federal Farm Credit Bank / 3133EMQM7	3/31/2023	0.00	849.32	99.00	0.00	948.32
Federal Farm Credit Bank / 3133EMQM7	4/30/2023	0.00	821.92	95.80	0.00	917.72
Federal Farm Credit Bank / 3133EMQM7	5/31/2023	0.00	849.32	99.00	0.00	948.31
Federal Farm Credit Bank / 3133EMVP4	3/31/2023	0.00	636.99	160.30	0.00	797.29
Federal Farm Credit Bank / 3133EMVP4	4/30/2023	0.00	267.12	67.22	0.00	334.35
Federal Farm Credit Bank / 3133ENCVO	3/31/2023	0.00	5,690.41	0.00	0.00	5,690.41
Federal Farm Credit Bank / 3133ENCVO	4/30/2023	0.00	5,506.85	0.00	0.00	5,506.85
Federal Farm Credit Bank / 3133ENCVO	5/31/2023	0.00	5,690.41	0.00	0.00	5,690.41
Federal Farm Credit Bank / 3133ENH86	3/31/2023	0.00	55,205.48	1,418.94	0.00	56,624.42
Federal Farm Credit Bank / 3133ENH86	4/30/2023	0.00	53,424.66	1,373.17	0.00	54,797.82
Federal Farm Credit Bank / 3133ENH86	5/31/2023	0.00	55,205.48	1,418.94	0.00	56,624.42
Federal Farm Credit Bank / 3133ENKS8	3/31/2023	0.00	462.33	1,609.62	0.00	2,071.95
Federal Farm Credit Bank / 3133ENKS8	4/30/2023	0.00	4,623.29	12,072.18	0.00	16,695.47
Federal Farm Credit Bank / 3133ENKS8	5/31/2023	0.00	4,777.40	12,474.59	0.00	17,251.99
Federal Farm Credit Bank / 3133ENMY3	3/31/2023	0.00	3,397.26	192.02	0.00	3,589.28
Federal Farm Credit Bank / 3133ENMY3	4/30/2023	0.00	529.68	18.58	0.00	548.27

Issuer / CUSIP	Date	Reinvested	Accrued	(Premium) Discount	Gain (Loss)	Total Earnings
Federal Farm Credit Bank / 3133ENTK6	3/31/2023	0.00	42,635.62	2,439.16	0.00	45,074.78
Federal Farm Credit Bank / 3133ENTK6	4/30/2023	0.00	41,260.27	2,360.48	0.00	43,620.75
Federal Farm Credit Bank / 3133ENTK6	5/31/2023	0.00	42,635.62	2,439.16	0.00	45,074.77
Federal Farm Credit Bank / 3133ENZ94	3/31/2023	0.00	19,109.59	459.05	0.00	19,568.64
Federal Farm Credit Bank / 3133ENZ94	4/30/2023	0.00	18,493.15	444.25	0.00	18,937.40
Federal Farm Credit Bank / 3133ENZ94	5/31/2023	0.00	19,109.59	459.05	0.00	19,568.64
Federal Home Loan Bank / 3130A3DL5	3/31/2023	0.00	10,085.62	-8,975.99	0.00	1,109.63
Federal Home Loan Bank / 3130A3DL5	4/30/2023	0.00	9,760.27	-8,686.44	0.00	1,073.83
Federal Home Loan Bank / 3130A3DL5	5/31/2023	0.00	10,085.62	-8,975.99	0.00	1,109.63
Federal Home Loan Bank / 3130AKKPO	3/31/2023	0.00	550.27	142.45	0.00	692.72
Federal Home Loan Bank / 3130AKKPO	4/30/2023	0.00	532.52	137.86	0.00	670.38
Federal Home Loan Bank / 3130AKKPO	5/31/2023	0.00	550.27	142.45	0.00	692.72
Federal Home Loan Bank / 3130ALD92	3/31/2023	0.00	1,061.64	84.78	0.00	1,146.42
Federal Home Loan Bank / 3130ALD92	3/31/2023	0.00	1,061.64	0.00	0.00	1,061.64
Federal Home Loan Bank / 3130ALD92	4/30/2023	0.00	1,027.40	0.00	0.00	1,027.40
Federal Home Loan Bank / 3130ALD92	4/30/2023	0.00	1,027.40	82.04	0.00	1,109.44
Federal Home Loan Bank / 3130ALD92	5/31/2023	0.00	1,061.64	84.78	0.00	1,146.42
Federal Home Loan Bank / 3130ALD92	5/31/2023	0.00	1,061.64	0.00	0.00	1,061.64
Federal Home Loan Bank / 3130ALH98	3/31/2023	0.00	1,061.64	0.00	0.00	1,061.64
Federal Home Loan Bank / 3130ALH98	4/30/2023	0.00	1,027.40	0.00	0.00	1,027.40
Federal Home Loan Bank / 3130ALH98	5/31/2023	0.00	1,061.64	0.00	0.00	1,061.64
Federal Home Loan Bank / 3130ALJ70	3/31/2023	0.00	1,698.63	0.00	0.00	1,698.63
Federal Home Loan Bank / 3130ALJ70	4/30/2023	0.00	1,643.84	0.00	0.00	1,643.84
Federal Home Loan Bank / 3130ALJ70	5/31/2023	0.00	1,698.63	0.00	0.00	1,698.63

Issuer / CUSIP	Date	Reinvested	Accrued	(Premium) Discount	Gain (Loss)	Total Earnings
Federal Home Loan Bank / 3130ALRG1	3/31/2023	0.00	62.74	26.47	0.00	89.21
Federal Home Loan Bank / 3130ALXQ2	3/31/2023	0.00	4,246.58	0.00	0.00	4,246.58
Federal Home Loan Bank / 3130ALXQ2	4/30/2023	0.00	4,109.59	0.00	0.00	4,109.59
Federal Home Loan Bank / 3130ALXQ2	5/31/2023	0.00	4,246.58	0.00	0.00	4,246.58
Federal Home Loan Bank / 3130AM5C2	3/31/2023	0.00	2,853.70	0.00	0.00	2,853.70
Federal Home Loan Bank / 3130AM5C2	4/30/2023	0.00	2,761.64	0.00	0.00	2,761.64
Federal Home Loan Bank / 3130AM5C2	5/31/2023	0.00	2,853.70	0.00	0.00	2,853.70
Federal Home Loan Bank / 3130AMRY0	3/31/2023	0.00	561.08	554.46	0.00	1,115.54
Federal Home Loan Bank / 3130AMRY0	4/30/2023	0.00	542.98	536.58	0.00	1,079.55
Federal Home Loan Bank / 3130AMRY0	5/31/2023	0.00	561.08	554.46	0.00	1,115.54
Federal Home Loan Bank / 3130AN2W9	3/31/2023	0.00	4,671.23	0.00	0.00	4,671.23
Federal Home Loan Bank / 3130AN2W9	4/30/2023	0.00	4,520.55	0.00	0.00	4,520.55
Federal Home Loan Bank / 3130AN2W9	5/31/2023	0.00	4,671.23	0.00	0.00	4,671.23
Federal Home Loan Bank / 3130AN3E8	3/31/2023	0.00	4,416.44	0.00	0.00	4,416.44
Federal Home Loan Bank / 3130AN3E8	4/30/2023	0.00	4,273.97	0.00	0.00	4,273.97
Federal Home Loan Bank / 3130AN3E8	5/31/2023	0.00	4,416.44	0.00	0.00	4,416.44
Federal Home Loan Bank / 3130ANUH1	3/31/2023	0.00	4,671.23	0.00	0.00	4,671.23
Federal Home Loan Bank / 3130ANUH1	4/30/2023	0.00	4,520.55	0.00	0.00	4,520.55
Federal Home Loan Bank / 3130ANUH1	5/31/2023	0.00	4,671.23	0.00	0.00	4,671.23
Federal Home Loan Bank / 3130APA62	3/31/2023	0.00	4,671.23	0.00	0.00	4,671.23
Federal Home Loan Bank / 3130APA62	4/30/2023	0.00	4,520.55	0.00	0.00	4,520.55
Federal Home Loan Bank / 3130APA62	5/31/2023	0.00	4,671.23	0.00	0.00	4,671.23
Federal Home Loan Bank / 3130APAA3	3/31/2023	0.00	4,713.70	0.00	0.00	4,713.70
Federal Home Loan Bank / 3130APAA3	4/30/2023	0.00	4,561.64	0.00	0.00	4,561.64

Issuer / CUSIP	Date	Reinvested	Accrued	(Premium) Discount	Gain (Loss)	Total Earnings
Federal Home Loan Bank / 3130APAA3	5/31/2023	0.00	4,713.70	0.00	0.00	4,713.70
Federal Home Loan Bank / 3130APDA0	3/31/2023	0.00	5,520.55	0.00	0.00	5,520.55
Federal Home Loan Bank / 3130APDA0	4/30/2023	0.00	5,342.47	0.00	0.00	5,342.47
Federal Home Loan Bank / 3130APDA0	5/31/2023	0.00	5,520.55	0.00	0.00	5,520.55
Federal Home Loan Bank / 3130APKF1	3/31/2023	0.00	6,369.86	0.00	0.00	6,369.86
Federal Home Loan Bank / 3130APKF1	4/30/2023	0.00	6,164.38	0.00	0.00	6,164.38
Federal Home Loan Bank / 3130APKF1	5/31/2023	0.00	6,369.86	0.00	0.00	6,369.86
Federal Home Loan Bank / 3130APM77	3/31/2023	0.00	2,335.62	116.62	0.00	2,452.24
Federal Home Loan Bank / 3130APM77	4/30/2023	0.00	2,260.27	112.86	0.00	2,373.13
Federal Home Loan Bank / 3130APM77	5/31/2023	0.00	2,335.62	116.62	0.00	2,452.24
Federal Home Loan Bank / 3130APNE1	3/31/2023	0.00	7,643.84	0.00	0.00	7,643.84
Federal Home Loan Bank / 3130APNE1	4/30/2023	0.00	7,397.26	0.00	0.00	7,397.26
Federal Home Loan Bank / 3130APNE1	5/31/2023	0.00	7,643.84	0.00	0.00	7,643.84
Federal Home Loan Bank / 3130APVH5	3/31/2023	0.00	16,986.30	0.00	0.00	16,986.30
Federal Home Loan Bank / 3130APVH5	4/30/2023	0.00	16,438.36	0.00	0.00	16,438.36
Federal Home Loan Bank / 3130APVH5	5/31/2023	0.00	16,986.30	0.00	0.00	16,986.30
Federal Home Loan Bank / 3130APX67	3/31/2023	0.00	7,755.10	0.00	0.00	7,755.10
Federal Home Loan Bank / 3130APX67	4/30/2023	0.00	7,504.93	0.00	0.00	7,504.93
Federal Home Loan Bank / 3130APX67	5/31/2023	0.00	7,755.10	0.00	0.00	7,755.10
Federal Home Loan Bank / 3130AQ5X7	3/31/2023	0.00	9,767.12	0.00	0.00	9,767.12
Federal Home Loan Bank / 3130AQ5X7	4/30/2023	0.00	9,452.05	0.00	0.00	9,452.05
Federal Home Loan Bank / 3130AQ5X7	5/31/2023	0.00	9,767.12	0.00	0.00	9,767.12
Federal Home Loan Bank / 3130AQ6J7	3/31/2023	0.00	9,936.99	0.00	0.00	9,936.99
Federal Home Loan Bank / 3130AQ6J7	4/30/2023	0.00	9,616.44	0.00	0.00	9,616.44

Issuer / CUSIP	Date	Reinvested	Accrued	(Premium) Discount	Gain (Loss)	Total Earnings
Federal Home Loan Bank / 3130AQ6J7	5/31/2023	0.00	9,936.99	0.00	0.00	9,936.99
Federal Home Loan Bank / 3130AQAK9	3/31/2023	0.00	3,184.93	0.00	0.00	3,184.93
Federal Home Loan Bank / 3130AQAK9	4/30/2023	0.00	3,082.19	0.00	0.00	3,082.19
Federal Home Loan Bank / 3130AQAK9	5/31/2023	0.00	3,184.93	0.00	0.00	3,184.93
Federal Home Loan Bank / 3130AQJ79	3/31/2023	0.00	10,616.44	0.00	0.00	10,616.44
Federal Home Loan Bank / 3130AQJ79	4/30/2023	0.00	10,273.97	0.00	0.00	10,273.97
Federal Home Loan Bank / 3130AQJ79	5/31/2023	0.00	10,616.44	0.00	0.00	10,616.44
Federal Home Loan Bank / 3130AQL92	3/31/2023	0.00	11,550.68	0.00	0.00	11,550.68
Federal Home Loan Bank / 3130AQL92	4/30/2023	0.00	11,178.08	0.00	0.00	11,178.08
Federal Home Loan Bank / 3130AQL92	5/31/2023	0.00	11,550.68	0.00	0.00	11,550.68
Federal Home Loan Bank / 3130AQS4	3/31/2023	0.00	13,801.37	0.00	0.00	13,801.37
Federal Home Loan Bank / 3130AQS4	4/30/2023	0.00	13,356.16	0.00	0.00	13,356.16
Federal Home Loan Bank / 3130AQS4	5/31/2023	0.00	13,801.37	0.00	0.00	13,801.37
Federal Home Loan Bank / 3130AQT78	3/31/2023	0.00	14,863.01	0.00	0.00	14,863.01
Federal Home Loan Bank / 3130AQT78	4/30/2023	0.00	14,383.56	0.00	0.00	14,383.56
Federal Home Loan Bank / 3130AQT78	5/31/2023	0.00	14,863.01	0.00	0.00	14,863.01
Federal Home Loan Bank / 3130ATUC9	3/31/2023	0.00	38,219.18	-4,047.07	0.00	34,172.11
Federal Home Loan Bank / 3130ATUC9	4/30/2023	0.00	36,986.30	-3,916.52	0.00	33,069.78
Federal Home Loan Bank / 3130ATUC9	5/31/2023	0.00	38,219.18	-4,047.07	0.00	34,172.11
Federal Home Loan Bank / 3130ATWD5	3/31/2023	0.00	19,640.41	714.51	0.00	20,354.92
Federal Home Loan Bank / 3130ATWD5	4/30/2023	0.00	19,006.85	691.46	0.00	19,698.31
Federal Home Loan Bank / 3130ATWD5	5/31/2023	0.00	19,640.41	714.51	0.00	20,354.92
Federal Home Loan Bank / 3130AU2Q6	3/31/2023	0.00	84,931.51	0.00	0.00	84,931.51
Federal Home Loan Bank / 3130AU2Q6	4/30/2023	0.00	82,191.78	0.00	0.00	82,191.78

Issuer / CUSIP	Date	Reinvested	Accrued	(Premium) Discount	Gain (Loss)	Total Earnings
Federal Home Loan Bank / 3130AU2Q6	5/31/2023	0.00	84,931.51	0.00	0.00	84,931.51
Federal Home Loan Bank / 3130AUT95	3/31/2023	0.00	3,534.25	-118.29	0.00	3,415.96
Federal Home Loan Bank / 3130AUT95	4/30/2023	0.00	35,342.47	-887.20	0.00	34,455.27
Federal Home Loan Bank / 3130AUT95	5/31/2023	0.00	36,520.55	-916.77	0.00	35,603.78
Federal Home Loan Bank / 3130AUU36	3/31/2023	0.00	10,171.23	-335.29	0.00	9,835.94
Federal Home Loan Bank / 3130AUU36	4/30/2023	0.00	101,712.33	-2,514.67	0.00	99,197.66
Federal Home Loan Bank / 3130AUU36	5/31/2023	0.00	105,102.74	-2,598.49	0.00	102,504.25
Federal Home Loan Bank / 313384HE2	3/31/2023	0.00	0.00	63,913.27	0.00	63,913.27
Federal Home Loan Bank / 313384HE2	4/30/2023	0.00	0.00	61,851.56	0.00	61,851.56
Federal Home Loan Bank / 313384HE2	5/31/2023	0.00	0.00	63,913.27	0.00	63,913.27
Morgan Stanley Gov Inst 8302	3/31/2023	296,063.75	0.00	0.00	0.00	296,063.75
Morgan Stanley Gov Inst 8302	4/30/2023	113,356.86	0.00	0.00	0.00	113,356.86
Morgan Stanley Gov Inst 8302	5/31/2023	237,584.10	0.00	0.00	0.00	237,584.10
Morgan Stanley Private Bank / 61768ECB7	3/31/2023	0.00	165.79	0.00	0.00	165.79
Pinnacle Bank / 72345SKU4	3/31/2023	0.00	145.66	0.00	0.00	145.66
Pinnacle Bank / 72345SKU4	4/30/2023	0.00	140.96	0.00	0.00	140.96
Pinnacle Bank / 72345SKU4	5/31/2023	0.00	37.59	0.00	0.00	37.59
State of Maryland / 574193UG1	3/31/2023	0.00	687.95	0.00	0.00	687.95
State of Maryland / 574193UG1	4/30/2023	0.00	665.75	0.00	0.00	665.75
State of Maryland / 574193UG1	5/31/2023	0.00	687.95	0.00	0.00	687.95
TexasDAILY	3/31/2023	249,360.60	0.00	0.00	0.00	249,360.60
TexasDAILY	4/30/2023	243,699.22	0.00	0.00	0.00	243,699.22
TexasDAILY	5/31/2023	261,964.10	0.00	0.00	0.00	261,964.10
TexPool	3/31/2023	240,490.49	0.00	0.00	0.00	240,490.49
TexPool	4/30/2023	187,838.64	0.00	0.00	0.00	187,838.64

Issuer / CUSIP	Date	Reinvested	Accrued	(Premium) Discount	Gain (Loss)	Total Earnings
TexPool	5/31/2023	114,058.80	0.00	0.00	0.00	114,058.80
TexSTAR	3/31/2023	235,610.59	0.00	0.00	0.00	235,610.59
TexSTAR	4/30/2023	239,899.78	0.00	0.00	0.00	239,899.78
TexSTAR	5/31/2023	260,177.83	0.00	0.00	0.00	260,177.83
US Treasury / 912796V48	3/31/2023	0.00	0.00	111,577.04	0.00	111,577.04
US Treasury / 912796V48	4/30/2023	0.00	0.00	71,985.19	0.00	71,985.19
US Treasury / 912796XY0	3/31/2023	0.00	0.00	73,909.20	0.00	73,909.20
US Treasury / 912796XY0	4/30/2023	0.00	0.00	71,525.04	0.00	71,525.04
US Treasury / 912796XY0	5/31/2023	0.00	0.00	73,909.20	0.00	73,909.20
US Treasury / 912796Z77	3/31/2023	0.00	0.00	66,754.62	0.00	66,754.62
US Treasury / 912797GF8	4/30/2023	0.00	0.00	41,088.17	0.00	41,088.17
US Treasury / 912797GF8	5/31/2023	0.00	0.00	106,144.44	0.00	106,144.44
US Treasury / 912828R28	3/31/2023	0.00	20,702.05	-18,460.79	0.00	2,241.26
US Treasury / 912828R28	4/30/2023	0.00	20,034.25	-17,865.29	0.00	2,168.96
US Treasury / 912828R69	3/31/2023	0.00	13,801.37	3,885.36	0.00	17,686.73
US Treasury / 912828R69	4/30/2023	0.00	13,356.16	3,760.03	0.00	17,116.19
US Treasury / 912828R69	5/31/2023	0.00	13,811.16	3,885.36	0.00	17,696.52
US Treasury / 912828S92	3/31/2023	0.00	21,232.88	55,390.25	0.00	76,623.13
US Treasury / 912828S92	3/31/2023	0.00	42,465.75	110,780.50	0.00	153,246.25
US Treasury / 912828S92	4/30/2023	0.00	20,547.95	53,603.47	0.00	74,151.41
US Treasury / 912828S92	4/30/2023	0.00	41,095.89	107,206.94	0.00	148,302.83
US Treasury / 912828S92	5/31/2023	0.00	42,465.75	110,780.50	0.00	153,246.26
US Treasury / 912828S92	5/31/2023	0.00	21,232.88	55,390.25	0.00	76,623.13
US Treasury / 912828T91	3/31/2023	0.00	27,602.74	-23,412.13	0.00	4,190.61
US Treasury / 912828T91	4/30/2023	0.00	26,712.33	-22,656.90	0.00	4,055.43

Issuer / CUSIP	Date	Reinvested	Accrued	(Premium) Discount	Gain (Loss)	Total Earnings
US Treasury / 912828T91	5/31/2023	0.00	27,602.74	-23,412.13	0.00	4,190.61
US Treasury / 912828XB1	3/31/2023	0.00	36,095.89	9,540.72	0.00	45,636.61
US Treasury / 912828XB1	4/30/2023	0.00	34,931.51	9,232.95	0.00	44,164.46
US Treasury / 912828XB1	5/31/2023	0.00	36,095.89	9,540.72	0.00	45,636.61
US Treasury / 912828ZF0	3/31/2023	0.00	8,493.15	34,576.92	0.00	43,070.07
US Treasury / 912828ZF0	3/31/2023	0.00	5,520.55	23,407.31	0.00	28,927.86
US Treasury / 912828ZF0	4/30/2023	0.00	8,219.18	33,461.54	0.00	41,680.72
US Treasury / 912828ZF0	4/30/2023	0.00	5,342.47	22,652.23	0.00	27,994.70
US Treasury / 912828ZF0	5/31/2023	0.00	5,520.55	23,407.31	0.00	28,927.86
US Treasury / 912828ZF0	5/31/2023	0.00	8,493.15	34,576.92	0.00	43,070.07
US Treasury / 912828ZP8	3/31/2023	0.00	1,592.47	623.86	0.00	2,216.33
US Treasury / 912828ZP8	4/30/2023	0.00	1,541.10	603.74	0.00	2,144.84
US Treasury / 912828ZP8	5/31/2023	0.00	781.62	301.87	0.00	1,083.49
US Treasury / 91282CAK7	3/31/2023	0.00	3,184.93	2,156.96	0.00	5,341.89
US Treasury / 91282CAK7	4/30/2023	0.00	3,082.19	2,087.38	0.00	5,169.57
US Treasury / 91282CAK7	5/31/2023	0.00	3,184.93	2,156.96	0.00	5,341.89
US Treasury / 91282CAP6	3/31/2023	0.00	2,123.29	2,614.71	0.00	4,738.00
US Treasury / 91282CAP6	4/30/2023	0.00	2,054.79	2,530.36	0.00	4,585.16
US Treasury / 91282CAP6	5/31/2023	0.00	2,123.29	2,614.71	0.00	4,738.00
US Treasury / 91282CBQ3	3/31/2023	0.00	1,232.88	10,206.58	0.00	11,439.46
US Treasury / 91282CBQ3	4/30/2023	0.00	12,328.77	76,549.37	0.00	88,878.14
US Treasury / 91282CBQ3	5/31/2023	0.00	12,739.73	79,101.02	0.00	91,840.74
US Treasury / 91282CCC3	3/31/2023	0.00	2,123.29	1,012.37	0.00	3,135.66
US Treasury / 91282CCC3	3/31/2023	0.00	2,123.29	1,434.34	0.00	3,557.63

Issuer / CUSIP	Date	Reinvested	Accrued	(Premium) Discount	Gain (Loss)	Total Earnings
US Treasury / 91282CCC3	4/30/2023	0.00	2,054.79	1,388.07	0.00	3,442.86
US Treasury / 91282CCC3	4/30/2023	0.00	2,054.79	979.72	0.00	3,034.51
US Treasury / 91282CCC3	5/31/2023	0.00	2,123.29	1,012.37	0.00	3,135.66
US Treasury / 91282CCC3	5/31/2023	0.00	2,123.29	1,434.34	0.00	3,557.63
US Treasury / 91282CCG4	3/31/2023	0.00	4,246.58	51,812.24	0.00	56,058.82
US Treasury / 91282CCG4	3/31/2023	0.00	4,246.58	3,122.62	0.00	7,369.20
US Treasury / 91282CCG4	4/30/2023	0.00	4,109.59	50,140.88	0.00	54,250.47
US Treasury / 91282CCG4	4/30/2023	0.00	4,109.59	3,021.89	0.00	7,131.48
US Treasury / 91282CCG4	5/31/2023	0.00	4,246.58	3,122.62	0.00	7,369.20
US Treasury / 91282CCG4	5/31/2023	0.00	4,246.58	51,812.24	0.00	56,058.82
US Treasury / 91282CCK5	3/31/2023	0.00	1,061.64	24,727.28	0.00	25,788.92
US Treasury / 91282CCK5	4/30/2023	0.00	1,027.40	23,929.63	0.00	24,957.02
US Treasury / 91282CCK5	5/31/2023	0.00	1,061.64	24,727.28	0.00	25,788.92
US Treasury / 91282CCL3	3/31/2023	0.00	6,369.86	1,360.07	0.00	7,729.93
US Treasury / 91282CCL3	4/30/2023	0.00	6,164.38	1,316.19	0.00	7,480.58
US Treasury / 91282CCL3	5/31/2023	0.00	6,369.86	1,360.07	0.00	7,729.93
US Treasury / 91282CCT6	3/31/2023	0.00	6,369.86	421.19	0.00	6,791.05
US Treasury / 91282CCT6	3/31/2023	0.00	12,739.73	3,426.74	0.00	16,166.47
US Treasury / 91282CCT6	4/30/2023	0.00	6,164.38	407.60	0.00	6,571.98
US Treasury / 91282CCT6	4/30/2023	0.00	12,328.77	3,316.20	0.00	15,644.97
US Treasury / 91282CCT6	5/31/2023	0.00	6,369.86	421.19	0.00	6,791.05
US Treasury / 91282CCT6	5/31/2023	0.00	12,739.73	3,426.74	0.00	16,166.47
US Treasury / 91282CED9	3/31/2023	0.00	29,726.03	15,477.47	0.00	45,203.50
US Treasury / 91282CED9	4/30/2023	0.00	28,767.12	14,978.20	0.00	43,745.32

Issuer / CUSIP	Date	Reinvested	Accrued	(Premium) Discount	Gain (Loss)	Total Earnings
US Treasury / 91282CED9	5/31/2023	0.00	29,726.03	15,477.47	0.00	45,203.50
US Treasury / 91282CEU1	3/31/2023	0.00	48,835.62	11,480.17	0.00	60,315.79
US Treasury / 91282CEU1	4/30/2023	0.00	47,260.27	11,109.85	0.00	58,370.12
US Treasury / 91282CEU1	5/31/2023	0.00	48,835.62	11,480.17	0.00	60,315.79
US Treasury / 91282CEY3	3/31/2023	0.00	50,958.90	3,137.38	0.00	54,096.28
US Treasury / 91282CEY3	4/30/2023	0.00	49,315.07	3,036.17	0.00	52,351.24
US Treasury / 91282CEY3	5/31/2023	0.00	50,958.90	3,137.38	0.00	54,096.28
US Treasury / 91282CFE6	3/31/2023	0.00	26,541.10	2,495.74	0.00	29,036.84
US Treasury / 91282CFE6	3/31/2023	0.00	53,082.19	3,561.58	0.00	56,643.77
US Treasury / 91282CFE6	4/30/2023	0.00	51,369.86	3,446.69	0.00	54,816.55
US Treasury / 91282CFE6	4/30/2023	0.00	25,684.93	2,415.23	0.00	28,100.16
US Treasury / 91282CFE6	5/31/2023	0.00	26,541.10	2,495.74	0.00	29,036.84
US Treasury / 91282CFE6	5/31/2023	0.00	53,082.19	3,561.58	0.00	56,643.77
US Treasury / 91282CFK2	3/31/2023	0.00	59,452.05	12,844.30	0.00	72,296.35
US Treasury / 91282CFK2	4/30/2023	0.00	57,534.25	12,429.97	0.00	69,964.22
US Treasury / 91282CFK2	5/31/2023	0.00	59,452.05	12,844.30	0.00	72,296.36
US Treasury / 91282CFP1	3/31/2023	0.00	72,191.78	-318.97	0.00	71,872.81
US Treasury / 91282CFP1	4/30/2023	0.00	69,863.01	-308.68	0.00	69,554.34
US Treasury / 91282CFP1	5/31/2023	0.00	72,191.78	-318.97	0.00	71,872.81
US Treasury / 91282CFW6	3/31/2023	0.00	76,438.36	-4,250.46	0.00	72,187.90
US Treasury / 91282CFW6	4/30/2023	0.00	73,972.60	-4,113.35	0.00	69,859.26
US Treasury / 91282CFW6	5/31/2023	0.00	76,438.36	-4,250.46	0.00	72,187.90
US Treasury / 91282CGA3	3/31/2023	0.00	33,972.60	199.79	0.00	34,172.39
US Treasury / 91282CGA3	4/30/2023	0.00	32,876.71	193.34	0.00	33,070.06

Issuer / CUSIP	Date	Reinvested	Accrued	(Premium) Discount	Gain (Loss)	Total Earnings
US Treasury / 91282CGA3	5/31/2023	0.00	33,972.60	199.79	0.00	34,172.39
US Treasury / 91282CGE5	3/31/2023	0.00	65,821.92	200.34	0.00	66,022.26
US Treasury / 91282CGE5	4/30/2023	0.00	63,698.63	193.88	0.00	63,892.51
US Treasury / 91282CGE5	5/31/2023	0.00	65,821.92	200.34	0.00	66,022.26
US Treasury / 91282CGV7	4/30/2023	0.00	28,253.42	1,318.76	0.00	29,572.19
US Treasury / 91282CGV7	5/31/2023	0.00	79,623.29	3,406.80	0.00	83,030.09
		2,680,104.76	3,955,676.14	1,985,316.61	0.00	8,621,097.51

Accrued interest, premiums to par, and discounts to par are all recorded on a straight line basis. Amounts paid in excess of par are amortized against earnings and discounts to par are accreted to earnings. Any over or under accruals of interest are recorded as an adjustment to earnings upon maturity of the corresponding security.

City of El Paso
Schedule of Matured Securities
For the quarter ending 5/31/2023

Issuer	CUSIP	Maturity Date	Face Amount
Bank of New England	06426KBS6	4/3/2023	245,000.00
Bank of Oak Ridge	064180AS1	5/30/2023	245,000.00
Bank of Santa Clarita	06424KBD1	5/8/2023	245,000.00
BMW Bank North America	05580AVP6	3/27/2023	245,000.00
Capital One National Assoc.	14042RNX5	3/27/2023	245,000.00
CenterState Bank	15201QCK1	3/30/2023	245,000.00
Central Bank	152577AU6	3/27/2023	245,000.00
Choice Financial Group	17037TEQ6	3/13/2023	245,000.00
EnerBank USA	29278TNM8	3/13/2023	245,000.00
Federal Farm Credit Bank	3133ENMY3	4/3/2023	5,000,000.00
Federal Farm Credit Bank	3133EMVP4	4/13/2023	6,000,000.00
Federal Home Loan Bank	3130ALRG1	3/17/2023	1,000,000.00
Morgan Stanley Private Bank	61768ECB7	3/27/2023	245,000.00
Pinnacle Bank	72345SKU4	5/8/2023	245,000.00
US Treasury	912796Z77	3/21/2023	26,000,000.00
US Treasury	912796V48	4/20/2023	29,000,000.00
US Treasury	912828R28	5/1/2023	15,000,000.00
US Treasury	912828ZP8	5/15/2023	15,000,000.00
US Treasury	912828R69	5/31/2023	10,000,000.00
			109,695,000.00

City of El Paso
Schedule of Securities Sold
For the quarter ending 5/31/2023

Issuer	CUSIP	Sale Date	Face Amount	Gain (Loss)	Total
			0.00	0.00	0.00

City of El Paso
 Schedule of Withdrawals
 For the quarter ending 5/31/2023

Issuer	Withdrawal Date	Amount
Morgan Stanley Gov Inst 8302	3/1/2023	400,000.00
Morgan Stanley Gov Inst 8302	3/2/2023	9,100,000.00
Morgan Stanley Gov Inst 8302	3/6/2023	3,200,000.00
Morgan Stanley Gov Inst 8302	3/6/2023	100,000.00
Morgan Stanley Gov Inst 8302	3/9/2023	1,200,000.00
Morgan Stanley Gov Inst 8302	3/14/2023	1,400,000.00
Morgan Stanley Gov Inst 8302	3/17/2023	9,700,000.00
Morgan Stanley Gov Inst 8302	3/23/2023	5,300,000.00
Morgan Stanley Gov Inst 8302	3/27/2023	200,000.00
Morgan Stanley Gov Inst 8302	3/28/2023	74,600,000.00
Morgan Stanley Gov Inst 8302	3/30/2023	1,600,000.00
Morgan Stanley Gov Inst 8302	3/31/2023	12,300,000.00
Morgan Stanley Gov Inst 8302	4/4/2023	1,800,000.00
Morgan Stanley Gov Inst 8302	4/5/2023	100,000.00
Morgan Stanley Gov Inst 8302	4/6/2023	7,500,000.00
Morgan Stanley Gov Inst 8302	4/17/2023	4,800,000.00
Morgan Stanley Gov Inst 8302	4/19/2023	13,500,000.00
Morgan Stanley Gov Inst 8302	4/25/2023	700,000.00
Morgan Stanley Gov Inst 8302	4/27/2023	3,200,000.00
Morgan Stanley Gov Inst 8302	4/28/2023	11,300,000.00
Morgan Stanley Gov Inst 8302	5/4/2023	4,500,000.00
Morgan Stanley Gov Inst 8302	5/8/2023	800,000.00
Morgan Stanley Gov Inst 8302	5/11/2023	3,400,000.00
Morgan Stanley Gov Inst 8302	5/17/2023	200,000.00
Morgan Stanley Gov Inst 8302	5/18/2023	200,000.00
Morgan Stanley Gov Inst 8302	5/22/2023	3,800,000.00
Morgan Stanley Gov Inst 8302	5/23/2023	700,000.00
Morgan Stanley Gov Inst 8302	5/25/2023	1,500,000.00
Morgan Stanley Gov Inst 8302	5/26/2023	38,500,000.00
TexasDAILY	3/3/2023	28,000,000.00
TexPool	4/19/2023	35,000,000.00

Issuer	Withdrawal Date	Amount
--------	-----------------	--------

		278,600,000.00
--	--	----------------
