

# FY24 GOAL TEAM REPORT

## GOALS 2, 7, 8

**GOAL 2:** Set the Standard for a **Safe and Secure City**

**GOAL 7:** Enhance and Sustain El Paso's **Infrastructure Network**

**GOAL 8:** Nurture and Promote a **Healthy, Sustainable Community**

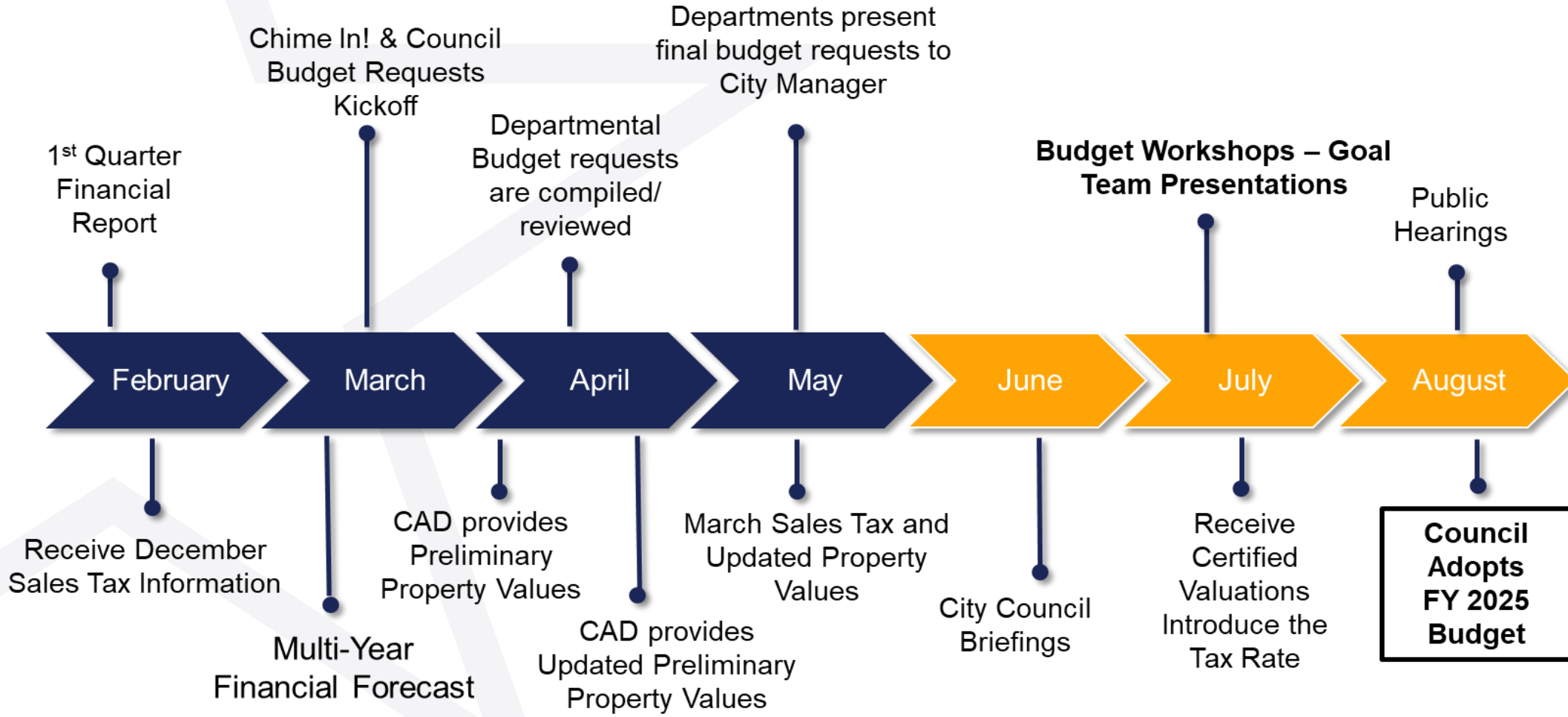
**SAFE & BEAUTIFUL NEIGHBORHOODS**



## 2024 2-Year Strategic Plan

- Workforce Focus Recruit + Retain Employees
- Customer Experience and Civic Engagement 
- Partnership Focus
- Program Key Maintenance Plans (multi-year) 
- Building + Land Inventory Review 
- Technology
- Budget Process Enhancements
- Property Tax Exemptions
- Economic Development Initiatives

# FY 2025 BUDGET PROCESS TIMELINE



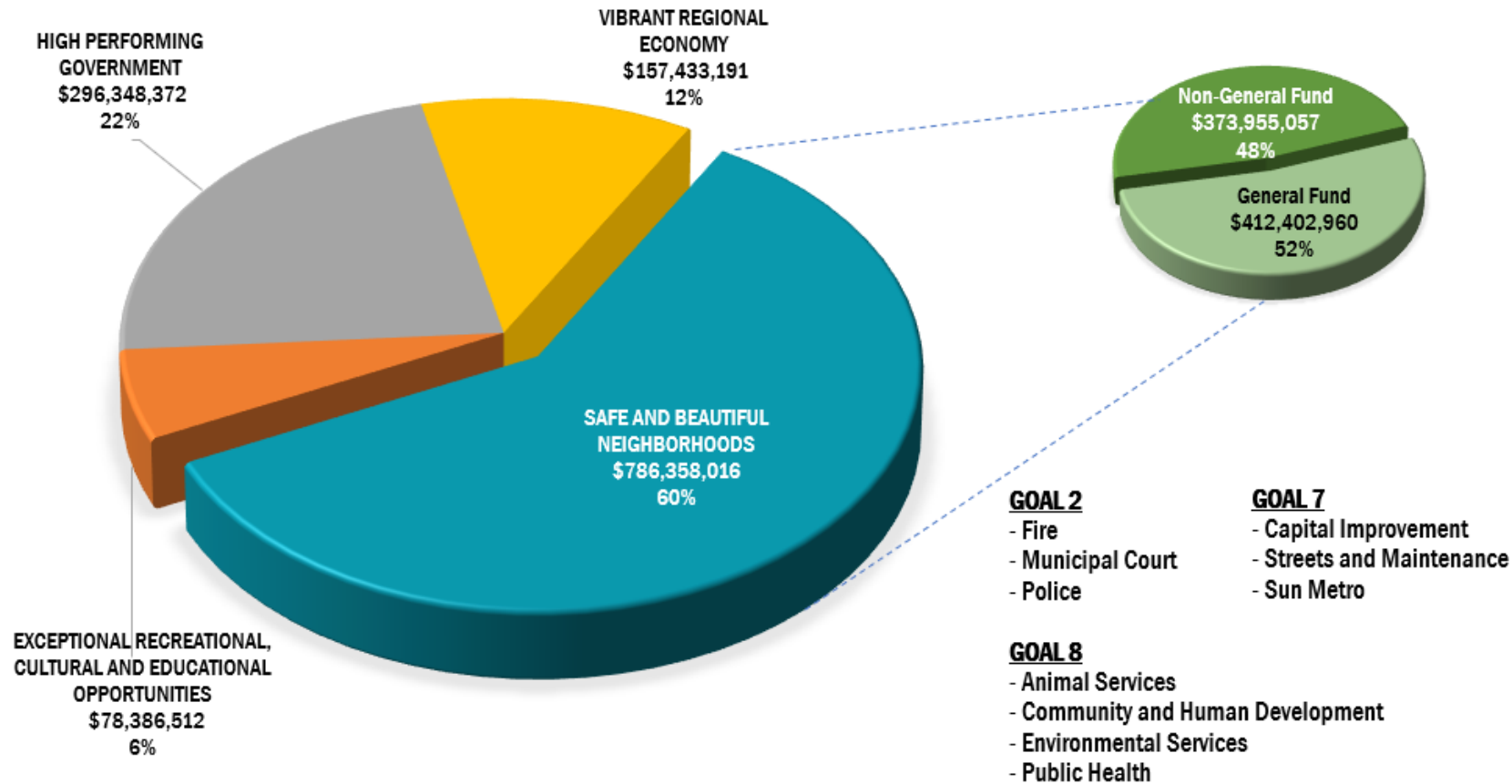
CAD – Central Appraisal District

# Key Accomplishments

## Budget Summary



### FY 2024 ALL FUNDS BUDGET \$1,318,526,091



## Goal Team Report provided today

### VISION BLOCK

## SAFE + BEAUTIFUL NEIGHBORHOODS

Team Leads:  
Zina Silva,  
Dennis Redd,  
Rene Barraza,  
Terry Kebschull

### STRATEGIC GOALS

GOAL 2 - SAFE & SECURE CITY

GOAL 7 - Enhance & Sustain EL PASO'S INFRASTRUCTURE Network

GOAL 8 - HEALTHY, SUSTAINABLE COMMUNITY

### DEPARTMENTS

ORGANIZATIONAL ALIGNMENT

ANIMAL SERVICES + CAPITAL IMPROVEMENT + COMMUNITY & HUMAN DEVELOPMENT + ENVIRONMENTAL SERVICES + FIRE + MASS TRANSIT + MUNICIPAL COURT + POLICE + PUBLIC HEALTH + STREET & MAINTENANCE

# POWERED BY THE TEAM



## GOAL 2

- Fire
- Municipal Court
- Police

## GOAL 7

- Capital Improvement
- Streets & Maintenance
- Sun Metro

## GOAL 8

- Animal Services
- Community & Human Development
- Environmental Services
- Public Health



# TABLE OF CONTENTS

## Goal 2

*Set the Standard for a  
Safe and Secure City*

## ✓ Key Accomplishments

- ✓ Budget Summary
- ✓ FY24 highlights

# **ADOPTED TWO-YEAR ACTION PLAN**

## **PRIORITY AREA MAPPING: INFRASTRUCTURE**

### **PROGRAM KEY MAINTENANCE PLANS (MULTI-YEAR)**



- Streets Focus
- Facilities Maintenance Program
- Fleet Replacement Program
- Park System Repairs and Modernization  
(including Parks Master Plan Update)
- Climate and Renewable Energy Initiatives



# Key Accomplishments FY24 HIGHLIGHTS

## Fire Department



- 2nd Annual Fire Fest – est. 6000 attendees
- 1st Annual Medal Day Banquet
- Mobile Stroke Unit (MSU) - 90-minute decrease in door to needle time
- Reduction of high frequency utilizers by 451 a month
- 67 AED cabinets with 50 sites including Narcan

# Key Accomplishments

## FY24 HIGHLIGHTS

### Fire Department

FS10



- Adopted 2021 International Fire Code
- Awarded Fire Safety and Prevention Grant
- Completed remodels on Fire Stations 10 & 26
- \$ 39.9 million in property and contents saved
- Fleet Replacement
- Recognized as NAFA top 100 fleets, coming in at #56 for 2024



FS26



FS26

# Key Accomplishments FY24 HIGHLIGHTS

## Fire Department

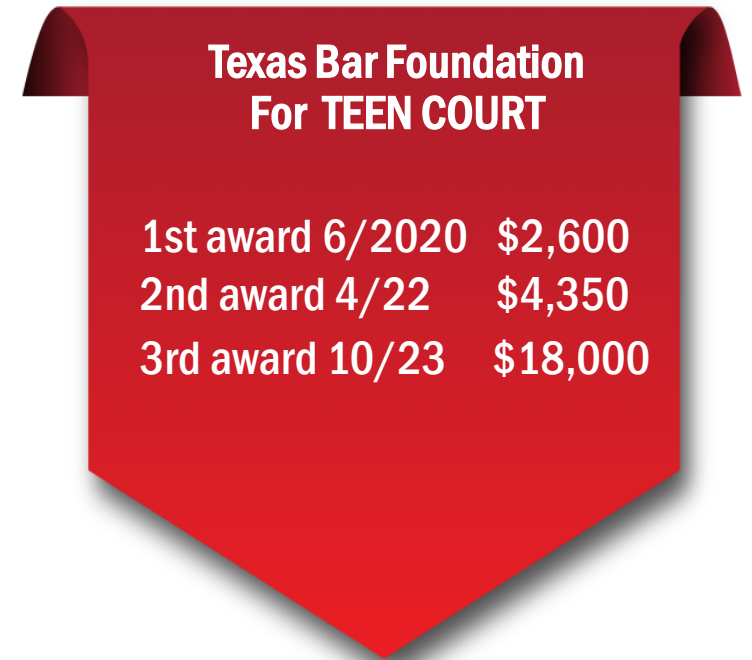


- Graduated 42 firefighters from class #103
- Graduated 25 paramedics
- Telecommunicator recruitment
- Ran 103,589 incidents
- 17,465 Flu Vaccinations administered
- 500 RSV vaccinations administered
- 100 health screenings

# Key Accomplishments FY24 HIGHLIGHTS



## Municipal Court/Teen Court



**2024 Traffic Safety Initiatives – High Volume Court**  
(serving a population of 150,000 or more)

# Key Accomplishments

## FY24 HIGHLIGHTS



### Municipal Court

	<u>FY23</u>	<u>FY24 Sep-Mar</u>
<b>Trial / Hearings Cases set</b>	<b>267,021</b>	<b>128,476</b>

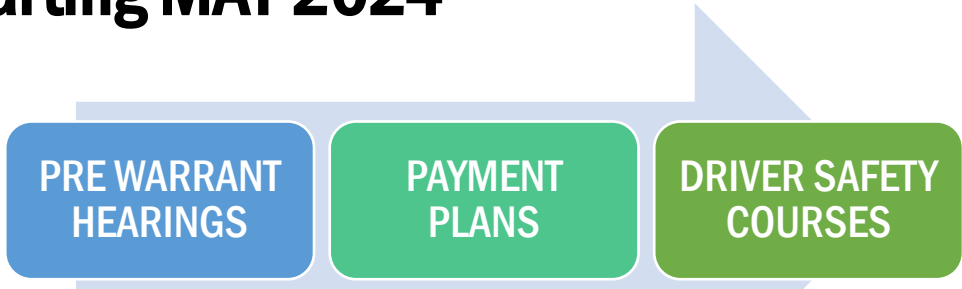
### Successful Lean Six Sigma Project: VIRTUAL CASHIER

Westside location connected to downtown cashier - January 2024

- 639 people assisted \$62,157.00 collected
- Text reminders to pay tickets 6/2023 9063 messages sent

**\*\*\* NEW ACTIVITY\*\*\* starting MAY 2024**

**Text reminders for:**



# Key Accomplishments

## FY24 HIGHLIGHTS



### Police

Academy / Lateral Class	Total Hired	Academy Start Date	# Graduated	Date Graduated
133rd	24	5/22/2023	16	3/15/2024
134th	21	9/11/2023	current 18	6/28/2024
135th	30	1/22/2024	current 27	12/2/2024
136th	24	5/13/2024	current 24	Mar-25
137th		9/9/2024		Jun-25
17th Lateral	2	11/20/2022	2	1/30/2023
18th Lateral	1	3/20/2023	1	5/29/2023
19th Lateral	3	11/6/2023	3	1/22/2024
20th Lateral	4	3/4/2024	4	5/6/2024
21st Lateral		Nov-24		Jan-25



	Attrition				Actual	
					YTD	*Projected
<b>Fiscal Year</b>	<b>2020</b>	<b>2021</b>	<b>2022</b>	<b>2023</b>	<b>2024</b>	<b>2024</b>
FY Start Actual	1118	1170	1148	1147	1124	1124
FY End Actual	1170	1148	1147	1124	1102	1106

# Key Accomplishments FY24 HIGHLIGHTS



## Police Recruitment

El Paso Police Department  
**Join Now**  
Visit [joineppd.com](http://joineppd.com)

Follow us on Instagram @ joineppd  
Questions? Email - [FPPDRecruiting@elpasotexas.gov](mailto:FPPDRecruiting@elpasotexas.gov)

### FORT BLISS Annual Transition EXPO

May 22-23, 2024  
Centennial Banquet and Conference Center  
11199 Sergeant E. Churchill Street  
Fort Bliss, Texas 79916

**Soldiers Register Here!**

**MANDATORY FOR**  
All Service Members  
with 18 months or  
less from their  
separation date

**OPEN TO**  
All Transitioning  
Service Members,  
Spouses, Family  
Members & Veterans

May 22nd - EXPO Day 1	
0800-0900	OPENING CEREMONY
0900-1130	CENTURION MILITARY ALLIANCE WORKSHOP ** Interviewing skills, resume review, personal pitch, & more!
1130-1300	LUNCH
1300-1415	CAREER SKILLS PROGRAM PANEL DISCUSSION
1415-1630	INDUSTRY BRIEFS
May 23rd - EXPO Day 2	
0900-1400	HIRING FAIR

## COFFEE WITH A COP

- Meet Police Officers
- Engage in Friendly Conversations
- Free Coffee and Pastries

**DATE**  
Tuesday, May 23

**TIME**  
9:00 AM - 11:00 AM

**Officer David Ortiz Rec. Center**  
563 N. Carolina Drive  
(915) 212-0430

FREE ENTRY / INDOOR EVENT

## WELLNESS EXPO

THURSDAY  
MAY 23, 2024  
5:30 PM - 8 PM

Invest in your mental health, enjoy free food sample from local vendors and grab some merch from local brands.

PERSONAL TRAINERS - GYMS - MENTAL HEALTH  
MEAL PREP DEMOS - HEALTHY EATING + MORE

**EPCC Banquet Hall**  
9050 Viscount BLVD  
BLDG A, EPTX 79925

HOST A RESOURCE TABLE AND/OR SPONSOR  
FOR MORE INFORMATION CALL (915) 276 - 9607

# Key Accomplishments FY24 HIGHLIGHTS

## Police

- CIT works in partnership with Emergence Health Network to immediately assist citizens suffering from a mental health diagnosis with guidance, resources and intervention to include follow-up services
- 3.9M has been allocated from ARPA funding to provide additional staffing
- 5 Officers, 1 Sgt, 1 Secretary and 5 EHN personnel
  - Total of 19 CIT Officers 4 Sgts and 1 Lieutenant
- CIT handles about 40%-50% of Emergency Detentions throughout the city
- Provides Law Enforcement Training to outside agencies

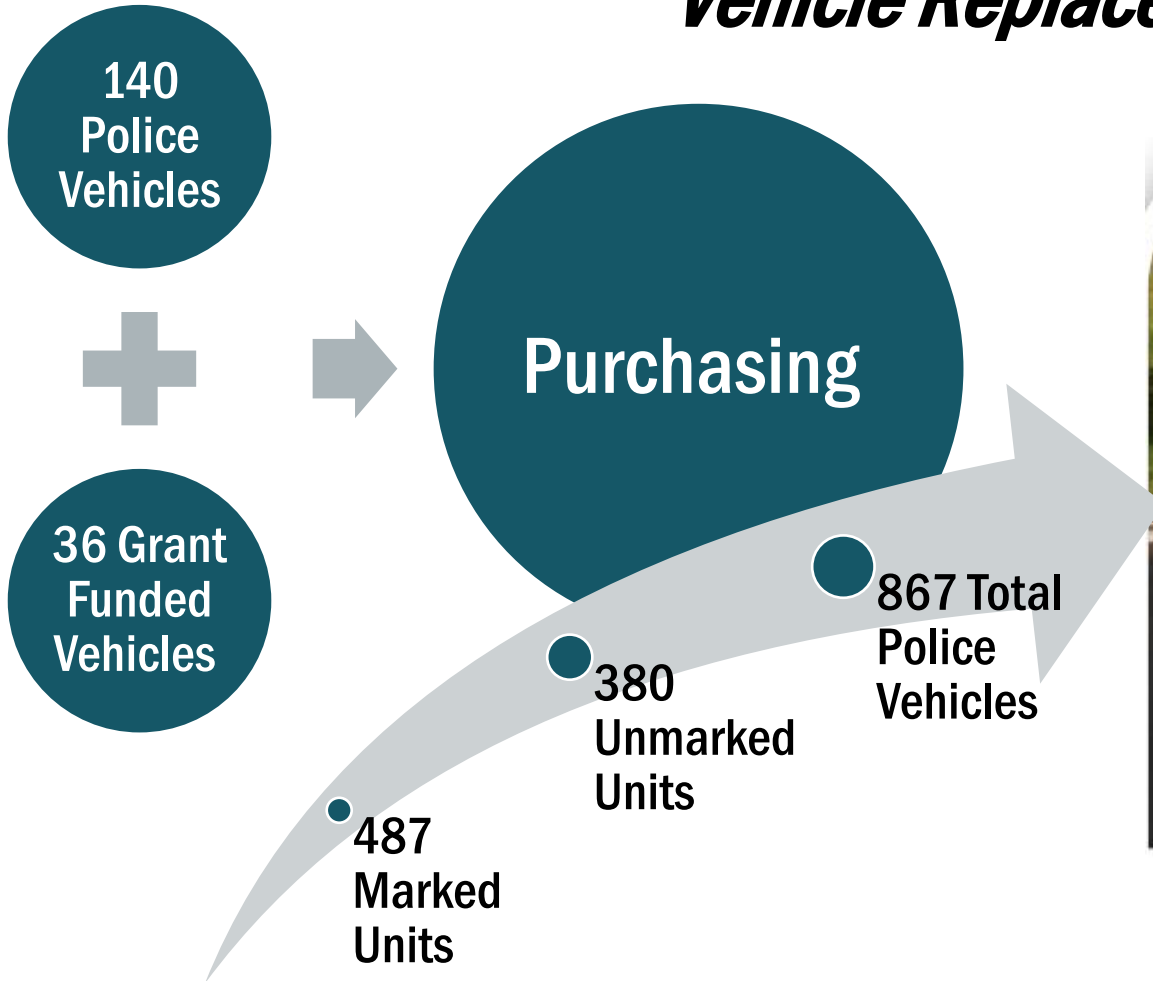




# Key Accomplishments FY24 HIGHLIGHTS

## Police Vehicles

### *Vehicle Replacement Plan*



# Key Accomplishments FY24 HIGHLIGHTS



## Police – Code Enforcement

- ✓ **GOAL:** Maintain staffing levels at 80%
  - ✓ Currently at **91%** Current 42 full staffing 46
- ✓ **GOAL - 65%** voluntary compliance rate
  - ✓ **75%** up from **72%** voluntary compliance rate
- ✓ **GOAL - certify all 12 team members to inspect public pools and spa by June 2025**
  - ✓ Currently 6 members have completed training. 50% complete
- ✓ **GOAL - have all code officers complete the Code Academy by August 31, 2023**
  - ✓ This goal will be accomplished in 11/2024 due to no classes being available
- ✓ **GOAL – Attend 2 community events per quarter**
  - ✓ Code attended 2 community events with city representatives and hosted 24 meetings for the Sociable City Assessment



Quarter 2 Data			
Case Type	Open/Inspected	Closed	Percentage Closed%
Brush	4,008	3,505	87%
Sidewalk obstructions	716	704	98%
Illegal Dumping	356	318	89%
Parking	1,259	1,237	98%
Noise	710	570	80%
Junk Vehicle	830	779	93%
All other cases	4,090	3,950	97%

# Key Accomplishments FY24 HIGHLIGHTS



## Police

### NARCAN DISTRIBUTION

1105 Narcan Kits  
Distributed  
335 in stock  
Expiration 11/2025



2023 – 37 Fentanyl Related deaths Tracking started 9/1/2023  
2024 January through March 13 Fentanyl Related deaths

**Total Recipients - 5 (some received more than one dose)**  
All 5 survived

Northeast Regional Command	Jan Feb
Central Regional Command	March
Westside Regional Command	Feb
Mission Valley Regional Command	March


# Key Accomplishments FY24 HIGHLIGHTS



## Police



Upper Eastside Regional Command  
14301 Pebble Hills Blvd



Central Regional  
Command will  
be at Bonham  
Elementary

HQ/Training  
Academy will be  
at Martin Luther  
King site in  
Northeast

Northeast  
Regional  
Command  
Renovation to  
begin  
assessments

# Key Accomplishments

## FY24 HIGHLIGHTS



### Police

#### Digital Video Recording System

- In 2018 received \$ 110,000 from Andeavor Corp to purchase 34 body worn cameras.
- In 2020 received \$ 50,000 from Cardwell Foundation to purchase 28 replacement cameras.
- In 2022 received \$ 331,000 from Office of the Governor.
- In 2022 received \$ 525,000 from Veronica Escobar.
- In 2022 received \$ 6.6 million from ARPA.
- In 2023 received \$ 800,000 from OOG

Month	BWC Video	In-Car Video
DEC 23	38,588	17,839
JAN 24	41,296	18,802
FEB 24	38,920	17,905
Totals	<b>118,804</b>	<b>54,546</b>

#### Cameras deployed

Month	Cameras issued
DEC 23	2
JAN 24	5
FEB 24	3
Total cameras overall	<b>714</b>

#### Open Record Requests

Month	All requests
DEC 23	586
JAN 24	448
FEB 24	388
Total	<b>1422</b>



**Axon View**  
Photo & Video



**714 Cameras  
deployed**

**351 in-car camera  
systems**

**21**

# Key Accomplishments FY24 HIGHLIGHTS




Cielo Vista Neighborhood Association invites you to

## COFFEE WITH A COP

**When**  
Wednesday, March 27<sup>th</sup> - 5:30PM

**Where**  
Luby's - 1188 Hawkins Blvd.


Join your neighbors and Pebble Hills Police Officers for coffee with a cop. This is an opportunity to ask questions, voice your concerns and get to know the officers that patrol your neighborhood.



Email  
elpasocvna915@gmail.com

Facebook  
Cielo Vista Neighborhood Association

Website  
<https://sites.google.com/view/elpasocvna>



Almost 1,000 attendees  
Coffee with a Cop

Over 5,000 for career day



**CAREER DAY**



# Key Accomplishments

## FY24 HIGHLIGHTS

### 2024 BORDER CHALLENGE

## Police

- **Mission Valley Regional Command 1st place Building Searches, Active Shooter, Mental Health, and Subject with a Gun**
- **Central Regional Command 3rd place**



**Luz Quezada – 1st place in PT  
200 participants from 12  
high schools**





# TABLE OF CONTENTS

## Goal 7

*Enhance and Sustain El  
Paso's Infrastructure  
Network*

## ✓ Key Accomplishments

- ✓ Budget Summary
- ✓ FY24 highlights



# **ADOPTED TWO-YEAR ACTION PLAN**

## **PRIORITY AREA MAPPING: INFRASTRUCTURE**

### **PROGRAM KEY MAINTENANCE PLANS (MULTI-YEAR)**



- Streets Focus
- Facilities Maintenance Program
- Fleet Replacement Program
- Park System Repairs and Modernization  
(including Parks Master Plan Update)
- Climate and Renewable Energy Initiatives

# Key Accomplishments FY24 HIGHLIGHTS



## Capital Improvement



**256 Active Capital Projects**


**\$981 Million of Investments**

### Since September 2023:

- **13** projects started design
- **25** projects started bidding phase
- **15** projects have started construction
- **49** projects have been completed
  - 16 transportation related
  - 33 facility related

# Key Accomplishments FY24 HIGHLIGHTS

## Capital Improvement



# Key Accomplishments FY24 HIGHLIGHTS



## Capital Improvement



South Central Phase V



# Key Accomplishments FY24 HIGHLIGHTS



## Capital Improvement



Yarbrough, George Dieter & Lee Trevino  
Lighting and Landscape



# Key Accomplishments

## FY24 HIGHLIGHTS



### Capital Improvement

Month	Encumbrances FY 2020	Encumbrances FY 2021	Encumbrances FY 2022	Encumbrances FY 2023	Encumbrances FY 2024
Sept	\$20,765,016	\$6,568,941	\$26,785,764	\$24,545,419	\$4,352,607
Oct	\$3,146,935	\$11,140,217	\$30,447,265	\$3,048,637	\$34,791,523
Nov	\$11,067,694	\$5,961,716	\$1,669,720	\$9,188,824	\$11,298,360
Dec	\$12,369,637	\$8,176,083	\$19,101,672	\$3,187,089	\$2,954,241
Jan	\$4,391,195	\$2,384,497	\$45,737,470	\$19,951,803	\$3,353,293
Feb	\$4,826,105	\$7,482,248	\$11,076,935	\$8,761,525	\$6,559,581
Mar	\$21,931,251	\$14,166,842	\$8,624,868	\$8,432,271	\$11,189,385
Apr	\$3,692,313	\$1,300,338	\$15,338,661	\$5,342,025	
May	\$23,557,910	\$22,153,195	\$808,500	\$3,049,342	
Jun	\$6,166,374	\$5,086,123	\$4,361,212	\$4,037,660	
Jul	\$1,873,951	\$3,338,201	\$7,009,391	-\$6,274,069	
Aug	\$2,085,784	\$2,776,014	\$768,751	\$3,066,037	
<b>Total</b>	<b>\$115,874,163</b>	<b>\$90,534,416</b>	<b>\$171,730,209</b>	<b>\$86,336,564</b>	<b>\$74,498,990</b>

AMOUNT CONTRACTED  
**FY2021** \$90.5M

AMOUNT CONTRACTED  
**FY2022** \$171.1M

AMOUNT CONTRACTED  
**FY2023** \$86.3M

AMOUNT CONTRACTED TO DATE  
**FY2024** \$74.5M

# Key Accomplishments FY24 HIGHLIGHTS



## Streets & Maintenance



### Streets Resurfacing

31 projects completed citywide  
FY24 to date



### Corridor Synchronization

Phase 1 – Expected completion Fall 2024  
**362 Optimized Intersection** to include:  
Northeast and Central North System,  
Downtown and Central South System,  
East and Far East System with a total of  
**20 Major corridor segments reviewed**



### Intersection Safety Improvement Program

**ISIP Phase 1 – 10 Intersections Identified**, All Tier 1 Improvements completed, Tier 2 Design in progress  
**ISIP Phase 2 – Final report completed in January 2024 with an additional 30 Intersections Identified**

**31**

# Key Accomplishments FY24 HIGHLIGHTS



## Streets & Maintenance



### Neighborhood Traffic Management Program (NTMP)

**20 Completed Projects** to date which have resulted in an average of **25% traffic volume reduction** and **16% average speed reduction**



### Innovative Traffic Devices

- Flashing LED Stop Signs (3)
- Rapid Rectangular Flashing Beacon
- Solar powered school flashers (3)

### Solar Light Pilot Project

- Austin Terrace Linear Park
- Mariana Rios Park




### Purple Light Replacement Project

1465 identified fixtures needing replacement, 300 replaced



# Key Accomplishments FY24 HIGHLIGHTS

## Streets & Maintenance



### Fleet Technological Advances

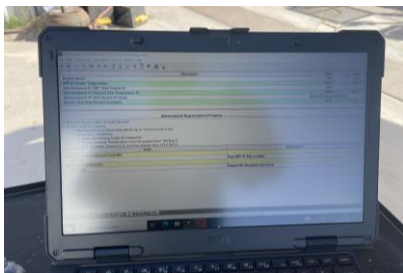
#### Landfill Maintenance Facility

- Caterpillar Diagnostic hardware and software
  - \$1,500 savings/diagnosis



### Refuse Trucks

- In-House hydraulic arm rebuild program
  - \$2,700 savings/repair



## Facilities Management

\$7M Investment since FY '23 (Completed/Work in Progress in different facilities; Armijo Rec Center, South El Paso Senior Center, Fire Stations, David Ortiz Rec Center, Galatzan Rec Center)



*Roofing, HVAC, Electrical,  
Plumbing, Painting, Elevators,  
Flooring, Bay Doors*

# Key Accomplishments FY24 HIGHLIGHTS



## Streets & Maintenance

### Resurfaced Sports Courts at 13 Park Locations Citywide FY24 To Date - ARPA

- |                      |                        |
|----------------------|------------------------|
| Wellington Chew Park | Lincoln Park           |
| Arbor Green Park     | El Barrio Park         |
| Doniphan Park        | Dunn Park              |
| Pacific Park         | Mundy Park             |
| Skyline Youth Park   | Eddie Hirby Beard Park |
| Hidden Valley Park   | Colonia Verde Park     |
| Buena Vista Park     | Chihuahuita Park       |



## Parks Sites Completed

Automated Irrigation  
179 Parks completed to date

58 in FY '24



34

# Key Accomplishments FY24 HIGHLIGHTS

## Sun Metro

### System Optimization

- Fixed Route:
  - Sun Metro Rising
    - Route enhancements recommendations finalized
    - Accessibility enhancements initiated (curb-cuts)
- Streetcar:
  - Extended operating hours
  - Streetcar ridership restored to pre-COVID levels

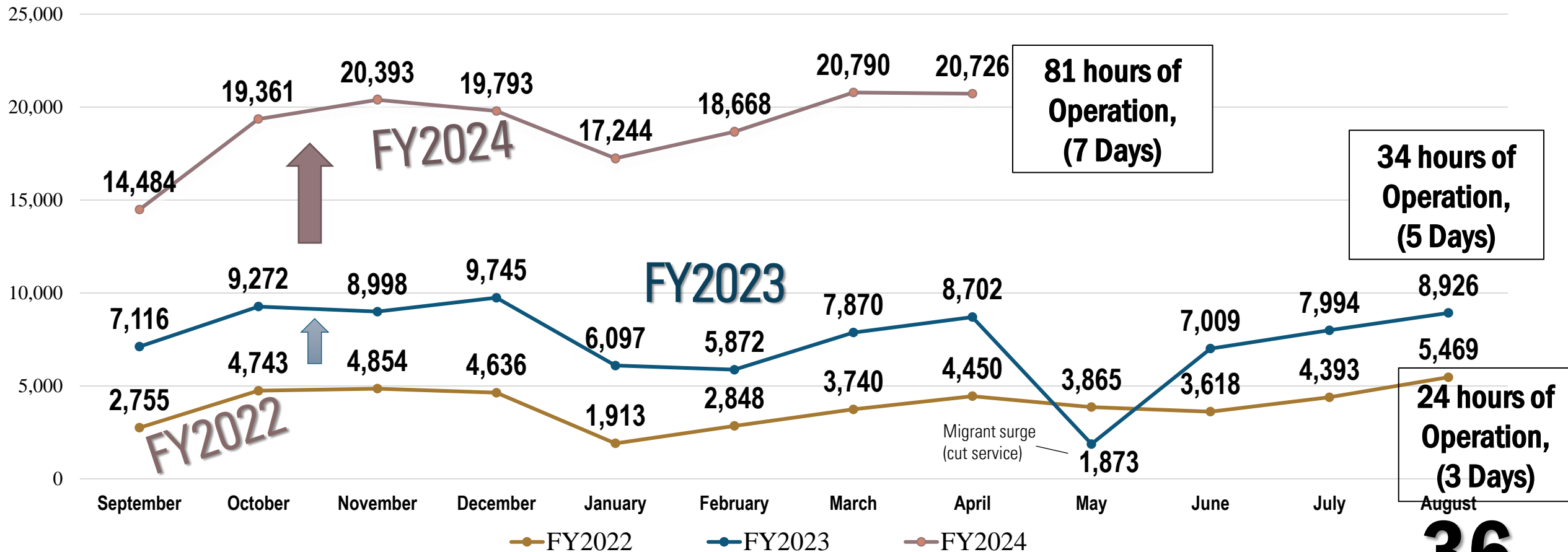


# Key Accomplishments

## FY24 HIGHLIGHTS



### Sun Metro – Streetcar Ridership



**36**

# Key Accomplishments FY24 HIGHLIGHTS

## Sun Metro

- **Customer Experience Enhancements:**
  - Contactless payment systems (validators), technologically advanced Ticket Vending Machines (TVMs) and mobile app enhancements
  - Customer service process improvements
- **People-First (Staff) Initiatives:**
  - National Transit Employee Appreciation Day
  - Employee recognition program
  - Safety teaching moments





# TABLE OF CONTENTS

## Goal 8

*Nurture and Promote a  
Healthy, Sustainable  
Community*

## ✓ Key Accomplishments

- ✓ Budget Summary
- ✓ FY24 highlights

# **ADOPTED TWO-YEAR ACTION PLAN**

## **PRIORITY AREA MAPPING: PEOPLE**

### **CUSTOMER EXPERIENCE AND CIVIC ENGAGEMENT**



- Redesign and reimagine the 311 process through Human Centered Design and new training plan
- Pilot a One-Stop Shop for Social Services (BEAST Location)
- Expand and replicate Neighborhood Leadership Academy model (more department interaction, participatory budget process opportunities, training future leaders, engaging youth in civic processes)
- Pursue “Child Friendly City” recognition
- Virtual seminars and forums to foster community involvement and transparency

# **ADOPTED TWO-YEAR ACTION PLAN**

## **PRIORITY AREA MAPPING: INFRASTRUCTURE**

### **PROGRAM KEY MAINTENANCE PLANS (MULTI-YEAR)**



- Streets Focus
- Facilities Maintenance Program
- Fleet Replacement Program
- Park System Repairs and Modernization  
(including Parks Master Plan Update)
- Climate and Renewable Energy Initiatives



# Key Accomplishments FY24 HIGHLIGHTS



## Animal Services

- **Relaunched Low-Cost Spay/Neuter Services**
- **11,724** Microchips
- **2,878** New Pets assisted by Fosters
- **Free Vaccines to Public – 1,221**
- **25,827** Volunteer Hours
- **1,010** pets transferred to Rescue partners
- **Kicked off 'Make Adoption Your Only Option' and Anti-Backyard Breeding Campaign**




**LOW-COST  
SPAY/  
NEUTER**

**\$50**  
DOG SURGERIES

Includes: Surgery, Microchip, Rabies & Distemper/Parvo Vaccination & City License.



Book Your Dog's Appointment  
[ElPasoAnimalServices.org/FixMyPet](http://ElPasoAnimalServices.org/FixMyPet)



Breeders contribute to the **SEVERE** overpopulation of pets in our community.



Make **ADOPTION** your only **OPTION**  
.....  
**AdoptEP.org**

# Key Accomplishments

## FY24 HIGHLIGHTS



## Community + Human Development

### Civic Empowerment

- Completed the Love Your Block initiative in 7 neighborhoods with only **\$40K** in grant funds. This resulted in **26 projects with the help of 590+ volunteers.**
- Mobilized **635+ senior volunteers** on addressing critical issues such as food insecurity, education, and accessibility to healthcare.
- Kicked off the 915 Tree Keepers program that planted **46+** new trees in Washington/Delta Park & Cedar Grove neighborhoods
- 17th annual Neighborhood Leadership Academy **graduated 40 participants** enhancing their understanding of municipal services + programs.

# Key Accomplishments

## FY24 HIGHLIGHTS



## Community + Human Development

### Human Services

- DCHD supported **6.4K+** individuals through funding from HUD and THDCA, spearheaded by the results of the **Community Needs Assessment**.
- During its initial year of gathering data on homelessness trends, the Homelessness Data Dashboard assists in enhancing resource allocation and strategic investments to tackle homelessness more effectively.

### Neighborhood Development

- **Completed 13** Single-Family Owner-Occupied projects, overcoming challenges related to rising construction costs and contractor availability.
- The installation of ADA Ramps and sidewalk improvements along Barney St. & Sunflower Dr. **Increased walkability and mobility for 2,325 pedestrians**

# Key Accomplishments

## FY24 HIGHLIGHTS



## Office of Climate and Sustainability

**The Office of Climate and Sustainability launched the development of the first Climate Action Plan for the El Paso region in January 2024**

- 1. Priority Climate Action Plan (PCAP)**, March 2024, includes a Regional Greenhouse Gas Inventory (Preliminary), 10 Regional Priority Areas for Action, 35 Implementation Ready Projects and 800 Residents Directly Engaged.
- 2. Regional Climate Fellowship** with 27 undergraduate, graduate college students and recent graduates recruited to assist in the climate action planning efforts with final goal of developing their professional skills and position them to access high-quality jobs in the field of climate and sustainability and local governance \$15.60/hour up to \$625/month (Stipend).
- 3. Chihuahuan Desert Climate Collaborative**, 12 intergovernmental partnerships, 20+ trusted community partnerships strategic alignment and resourcing and \$680 million in potential grant funding.
- 4. \$1M EPA CPRG Grant** awarded
- 5. \$600K DOE's EECBG grant** for solar program for non-profits

# Key Accomplishments FY24 HIGHLIGHTS

## Environmental Services

- Collected over 205,000 grey bins weekly
  - **99.96%** Successful first-time pickup
- Collected over 100,000 blue bins weekly
- Reduced recycling contamination from **35% to 24%** using outreach & education
- Purchase Eastside land for new Municipal Service Center and Citizen Collection Station
- New scales installed at Greater El Paso Landfill (GEPLF)



# Key Accomplishments

## FY24 HIGHLIGHTS



## Public Health

- El Paso Community Clinics are now offering age-appropriate immunizations
- Equipped to address any emerging response efforts (i.e. MPox)
- Increased number of patients served and receiving clinical services at El Paso Community Clinics (HIV, Sexual Health, Respiratory and Immunization)
- Over 937 people were tested for HIV; 1,785 patients seen at STD clinic
- 13,626 vaccines administered; 850 visits at TB clinic.
- 4,601 inspections completed by Food Inspection Program
- 200,450 residents have benefited by Health Education outreach activities
- Served WIC participants with over 182,194 encounters



# Key Accomplishments

## FY24 HIGHLIGHTS

## Public Health



### Community Health Assessment

PUBLIC HEALTH  
CITY OF EL PASO

#### 1. *Access to Health Care*

- Strengthening collaborations with healthcare providers.



#### 2. *Chronic Health Conditions*

- Increasing opportunities for individuals to access care for chronic conditions through patient navigators, establishing MOU with FQHC, and linking individuals to care.



#### 3. *Mental and Behavioral Health*

- Collaboration with first responders to identify needs within mental health, substance use and abuse.
- Identified partnerships for public health educators to address mental health topics.

# FY24 GOAL TEAM REPORT

## GOALS 2, 7, 8

**GOAL 2:** Set the Standard for a **Safe and Secure City**

**GOAL 7:** Enhance and Sustain El Paso's **Infrastructure Network**

**GOAL 8:** Nurture and Promote **a Healthy, Sustainable Community**

**SAFE & BEAUTIFUL NEIGHBORHOODS**

