




City of El Paso Spend Analysis Fiscal Year 2011



Purchasing & Strategic Sourcing Department



City of El Paso Spend Analysis Fiscal Year 2011 Summary

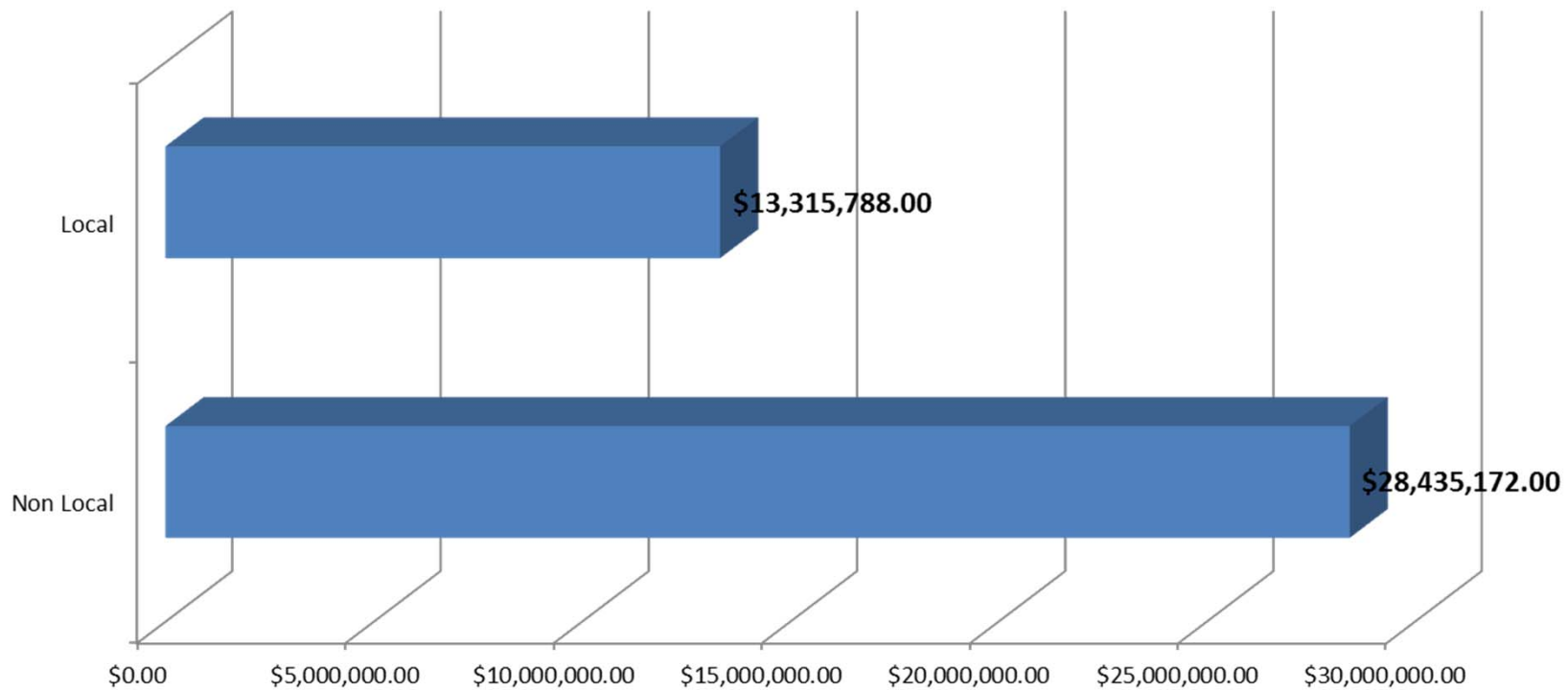


Total Spend \$221,075,042



Cooperative Contract Spend Analysis

Fiscal Year 2011





Commodity Grouping Spend Analysis

Fiscal Year 2011 Non Local Drivers

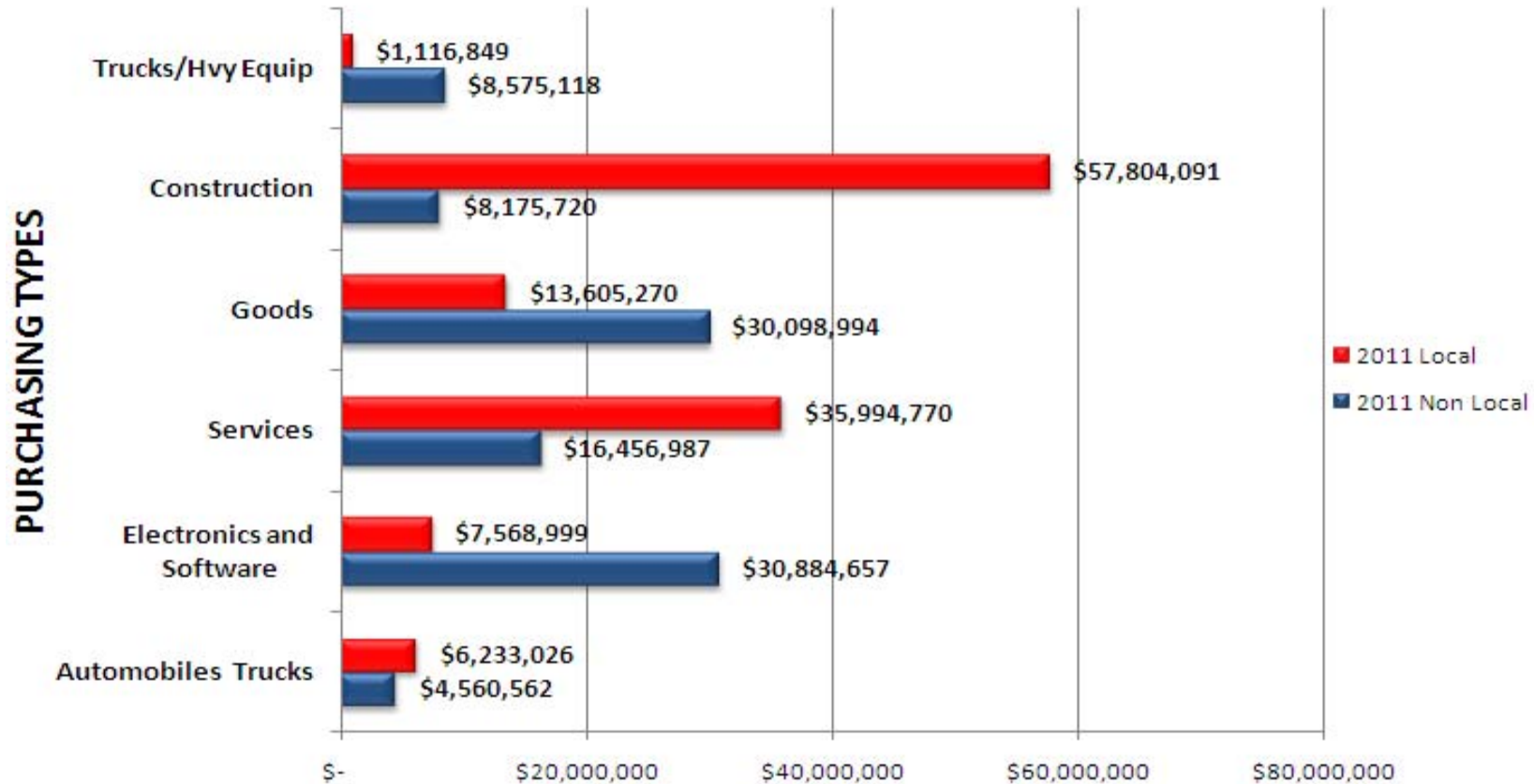
The 2011 spend drivers were associated with strategic projects or purchases. Such items were purchased directly from the manufacturers and are not available from local businesses.

<u>Commodity</u>	<u>Amount</u>
<i>Vehicles/Heavy Equipment</i>	
Mobile incident command vehicle	\$899,974
Coal Tar Pavement Sealer	\$583,200
Paratransit	\$4,890,968
<i>Goods</i>	
Mast Arm Poles	\$1,000,914
Juvenile Books	\$1,170,000
Park Equipment	\$1,678,727
<i>IT</i>	
PeopleSoft Reimplementation (Oracle America Inc)	\$1,771,900
Server Equipment , Data Center, POD	\$9,004,472
Mobile Gateway Antenna (Insight Public Sector Inc)	\$1,300,850



Commodity Grouping Spend Analysis

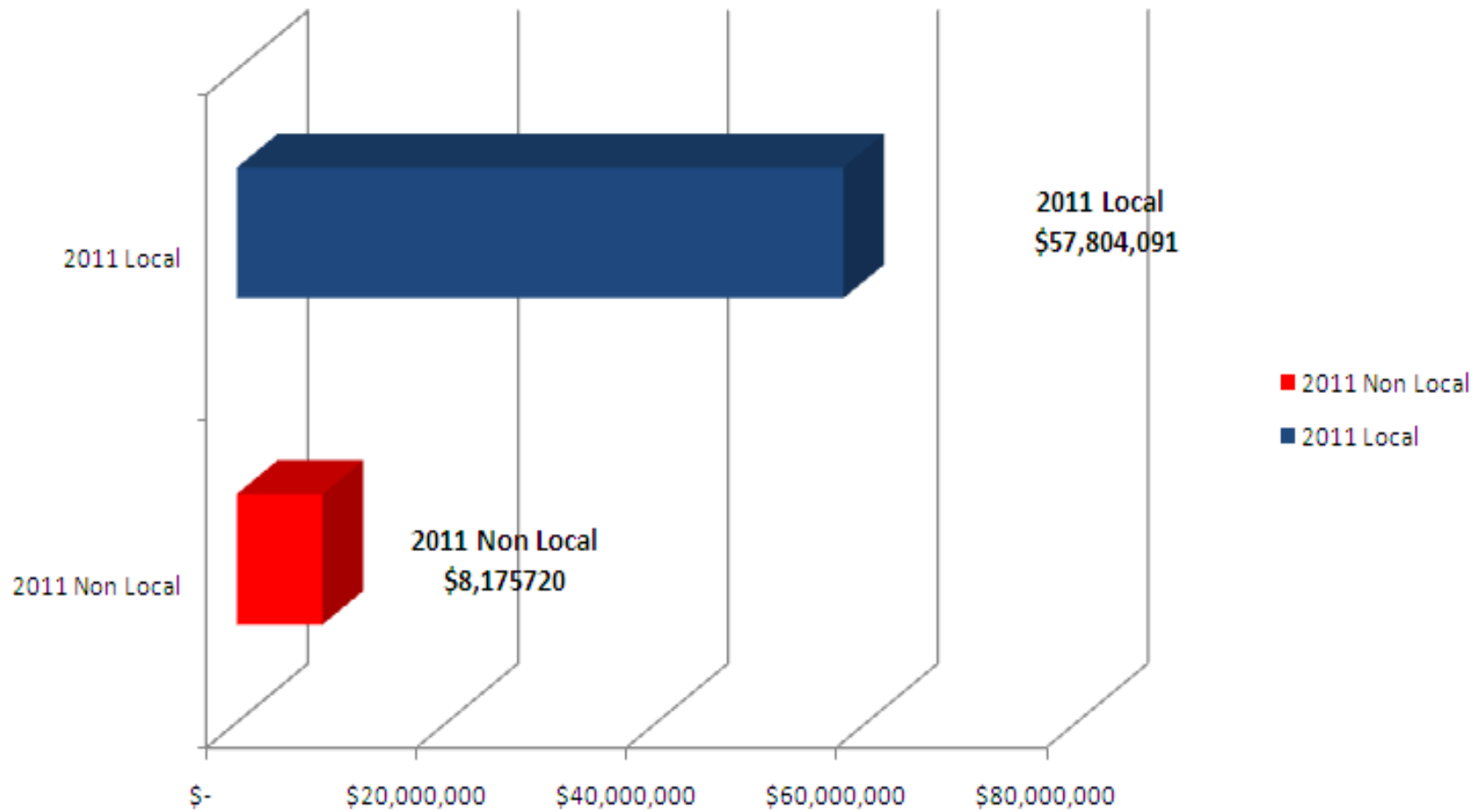
Fiscal Year 2011





Engineering Spend Analysis

Fiscal Year 2011

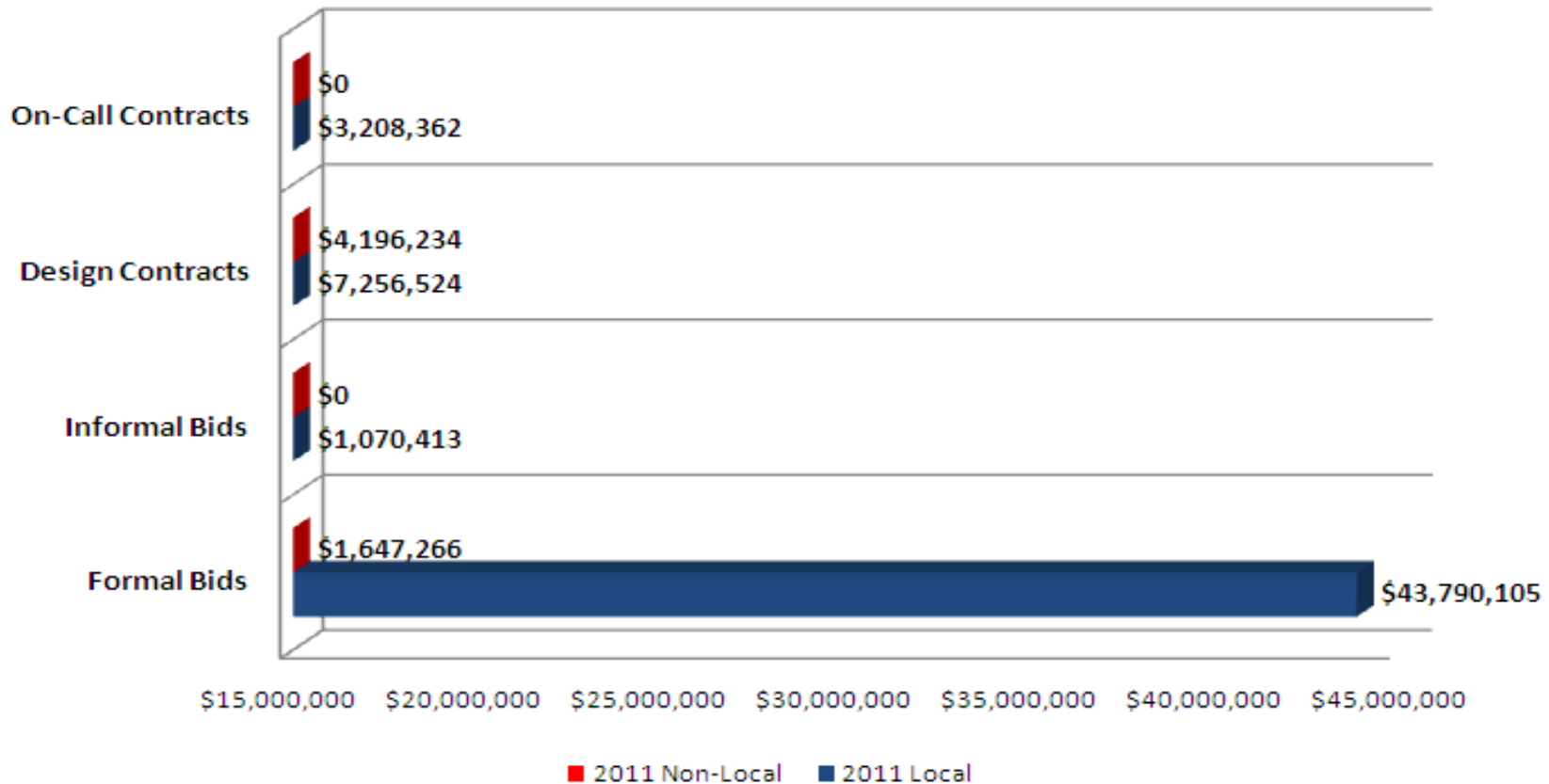




Engineering Spend Analysis

Fiscal Year 2011

Construction and Services





Top 20 Suppliers

Fiscal Year 2011

NUMBER	Supplier	Spend	% of Total Spend \$221,1075042
1	JAR CONSTRUCTION	\$ 16,504,818	7.47%
2	HEWLETT-PACKARD COMPANY	\$ 9,013,609	4.08%
3	WESTERN REFINING WHOLESALE INC	\$ 7,757,000	3.51%
4	CF JORDAN CONSTRUCTION LLC	\$ 7,267,135	3.29%
5	CHERRYROAD TECHNOLOGIES INC	\$ 6,460,701	2.92%
6	JOHNSON CONTROLS INC	\$ 6,113,620	2.77%
7	CLEAN ENERGY	\$ 5,368,263	2.43%
8	CASA FORD INC	\$ 5,298,635	2.40%
9	RM WRIGHT CONSTRUCTION COMPANY	\$ 4,207,165	1.90%
10	LEO A DALY COMPANY	\$ 3,889,767	1.76%
11	TEXAS BUS SALES INC	\$ 3,886,402	1.76%
12	THREE C'S CONTRACTORS	\$ 2,910,794	1.32%
13	HIGHWAY INTELLIGENT TRAFFIC SYSTEMS CORP	\$ 2,827,903	1.28%
14	KEMPER SPORTS MANAGEMENT INC	\$ 2,766,667	1.25%
15	RUIZ PROTECTIVE SERVICE INC	\$ 2,623,053	1.19%
16	CHECKPOINT SERVICES INC	\$ 2,590,108	1.17%
17	CARMEN E BYERS	\$ 2,527,763	1.14%
18	TRI-STATE ELECTRIC LTD	\$ 2,444,292	1.11%
19	MARTINEZ BROS CONTRACTORS LLC	\$ 2,365,355	1.07%
20	TIBH INDUSTRIES INC	\$ 2,199,131	0.99%